

Belgium and the United States

United States in Belgium

126,858



Jobs

Belgium in the United States

67,852

Jobs directly supported by majority-owned affiliates. Estimates for 2019. Total U.S.-related jobs are likely to be higher, because these figures do not include jobs created by trade flows, indirect employment effects through distributors or suppliers, or via non-equity arrangements such as strategic alliances, joint ventures, or other deals.

\$63.2 bn



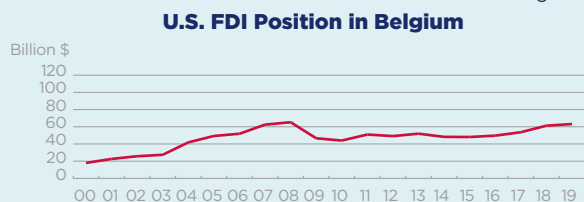
Investment

Foreign Direct Investment (FDI), 2019

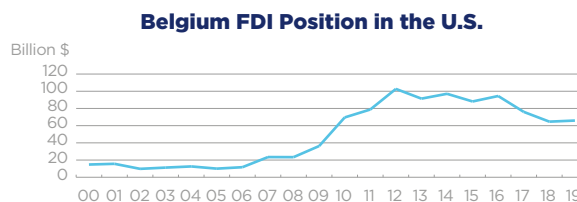
U.S. direct investments in Belgium are heavily concentrated in the manufacturing sector, which makes up 63% of U.S. FDI in Belgium. Meanwhile, the manufacturing sector accounts for 80% of Belgium's FDI stock in the U.S. Foreign affiliate employment by U.S. companies in Belgium was almost double Belgian companies' employment in the U.S. Affiliate employment by Belgian multinationals in the U.S. fell sharply in 2016, from 148,000 employees to just 51,000, but since then employment is estimated to have picked up slightly to almost 68,000 workers in 2019. Value added by U.S. affiliates in Belgium was an estimated \$27.8 billion in 2019, about double that of Belgian affiliates in the U.S.

\$65.9 bn

Foreign Direct Investment (FDI), 2019



U.S. FDI Position in Belgium



Belgium FDI Position in the U.S.

FDI position based on a historic-cost basis, 2000-2016.

\$34.7 bn

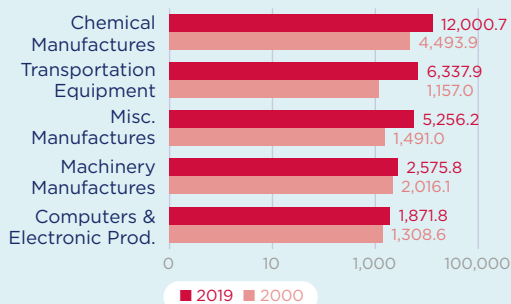


Trade in Goods

U.S. Goods Exports to Belgium, 2019

7.6% The U.S. supplied 7.6% of Belgium's total imports... **21.2%** ...but the U.S. share increases to 21.2% when intra-EU trade is excluded from the total.

Top Five U.S. Goods Exports to Belgium (\$ millions)



Top State Exporters of Goods to Belgium (\$ millions)

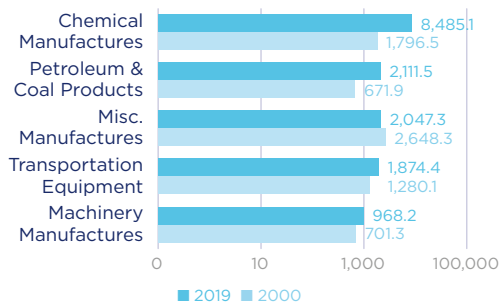


\$20.2 bn

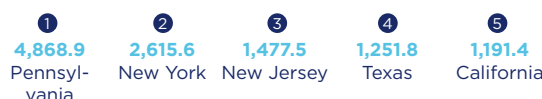
U.S. Goods Imports from Belgium, 2019

6.2% The U.S. received 6.2% of the total goods Belgium exported to the world... **22.6%** ...but the U.S. share increases to 22.6% when intra-EU trade is excluded from the total.

Top Five U.S. Goods Imports from Belgium (\$ millions)



Top State Importers of Goods from Belgium (\$ millions)



\$5.6 bn



Trade in Services

U.S. Services Exports to Belgium, 2019

\$4.4 bn

U.S. Services Imports from Belgium, 2019

Note: U.K. included in EU for purposes of calculating intra-EU trade. Sources: Bureau of Economic Analysis; U.S. Commerce Department; International Monetary Fund; Office of Trade and Economic Analysis.