

# Austria and the United States

## United States in Austria

**47,635**



## Austria in the United States

**29,109**

Jobs directly supported by majority-owned affiliates. Estimates for 2019. Total U.S.-related jobs are likely to be higher, because these figures do not include jobs created by trade flows, indirect employment effects through distributors or suppliers, or via non-equity arrangements such as strategic alliances, joint ventures, or other deals.

**\$7.6 bn**

### Foreign Direct Investment (FDI), 2019

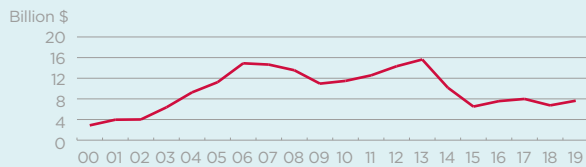


**\$14.0 bn**

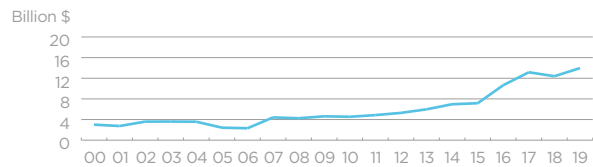
### Foreign Direct Investment (FDI), 2019

America's direct investment position in Austria has remained steady near \$8 billion since a sharp decline in FDI from 2013-2015. Austria's investment stake in the U.S. now exceeds America's investment in Austria. However, American affiliates employed 1.6 times as many workers in Austria than Austrian firms employed in the U.S., according to 2019 estimates.

#### U.S. FDI Position in Austria



#### Austria FDI Position in the U.S.



Foreign direct investment position, historic-cost basis, 2000-2019.

**\$5.7 bn**

### U.S. Goods Exports to Austria, 2019



**2.9%** The U.S. supplied 2.9% of Austria's total imports...

**13.4%** ...but the U.S. share increases to 13.4% when intra-EU trade is excluded from the total.

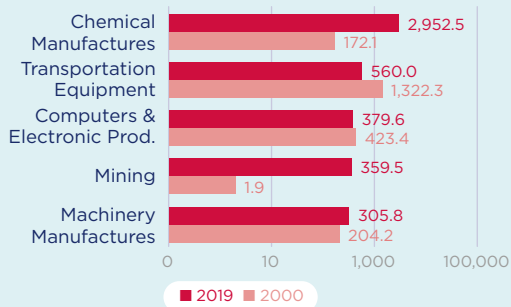
**\$13.2 bn**

### U.S. Goods Imports from Austria, 2019

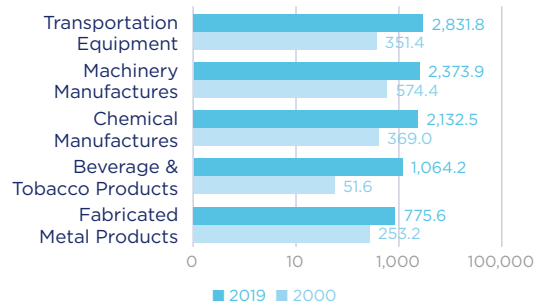
**6.2%** The U.S. received 6.2% of the total goods Austria exported to the world...

**21.1%** ...but the U.S. share increases to 21.1% when intra-EU trade is excluded from the total.

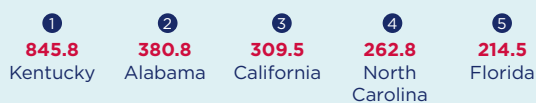
#### Top Five U.S. Goods Exports to Austria (\$ millions)



#### Top Five U.S. Goods Imports from Austria (\$ millions)



#### Top State Exporters of Goods to Austria (\$ millions)



#### Top State Importers of Goods from Austria (\$ millions)



**\$1.8 bn**

### U.S. Services Exports to Austria, 2019



**\$1.5 bn**

### U.S. Services Imports from Austria, 2019

Note: U.K. included in EU for purposes of calculating intra-EU trade.

Sources: Bureau of Economic Analysis; U.S. Commerce Department; International Monetary Fund; Office of Trade and Economic Analysis.