

## Arkansas and Europe

### Jobs



**28,900**  
Since 2006: +5,200  
(+21.9%)



European companies account for **60%** of foreign affiliate jobs

### Employment within Arkansas, 2018

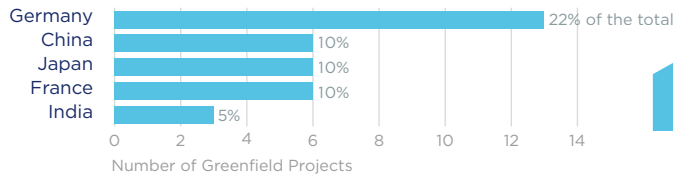
Country	Employment
Japan	6,500
United Kingdom	6,400
France	6,100
Switzerland	4,800
Canada	4,100

On a country basis, U.K. companies operating in Arkansas represented 13% of total foreign affiliate employment in Arkansas, with U.K. multinationals supporting approximately 2,700 more jobs in 2018 than in 2010.

Jobs directly supported by European investment. Total European-related jobs are likely to be higher, because these figures do not include jobs created by trade flows, indirect employment effects through distributors or suppliers, or via non-equity arrangements such as strategic alliances, joint ventures, or other deals.

### Investment

### Sources of Greenfield Foreign Direct Investment (FDI)



**59**  
Greenfield Projects  
(October 2010 -  
September 2020)

Number of projects does not directly translate to value of projects or jobs added. Greenfield FDI is investment in new assets.

### Trade

### Arkansas Goods Exports to Europe, 2019

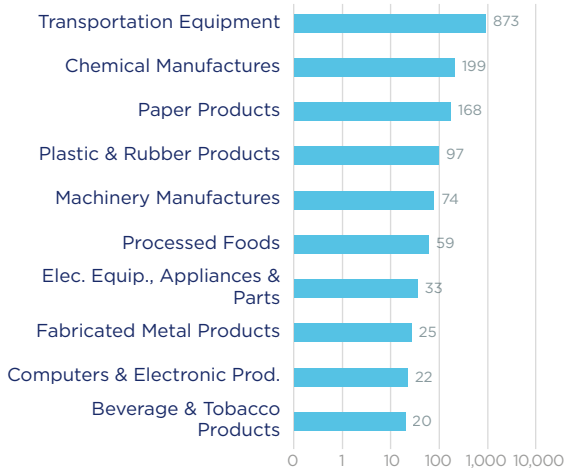
**\$1.6 bn**

Transportation equipment made up 53% of exports to Europe in 2019.

### Top European Export Markets, 2019

Country	Exports (\$ millions)
France	711
Belgium	152
United Kingdom	140
Germany	100
Netherlands	97

### Top Ten Exports to Europe, 2019 (\$ millions)



### Arkansas Goods Imports from Europe, 2019

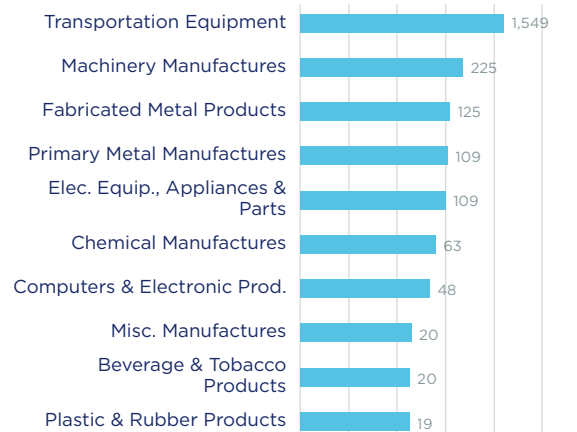
**\$2.4 bn**

Transportation equipment is the top imported product from Europe, representing 63% of total imports.

### Top European Import Markets, 2019

Country	Imports (\$ millions)
France	1,395
Germany	369
United Kingdom	145
Italy	129
Spain	54

### Top Ten Imports from Europe, 2019 (\$ millions)



Sources: Bureau of Economic Analysis; U.S. Census Bureau; U.S. Department of Commerce; SelectUSA.