

Arizona and Europe



68,900
Since 2006: +21,700
(+46.0%)



European companies account for **58%** of foreign affiliate jobs

Employment within Arizona, 2018

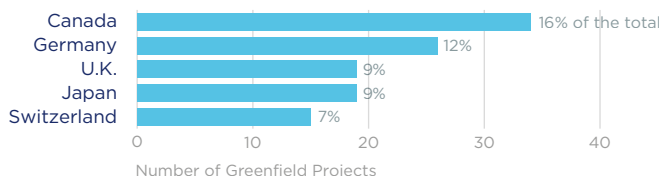
Country	Employment
Canada	20,600
United Kingdom	19,900
France	12,600
Japan	10,800
Germany	9,900

On a country basis, U.K. companies operating in Arizona represented 17% of total foreign affiliate employment in Arizona, with U.K. multinationals supporting approximately 6,800 more jobs in 2018 than in 2010.

Jobs directly supported by European investment. Total European-related jobs are likely to be higher, because these figures do not include jobs created by trade flows, indirect employment effects through distributors or suppliers, or via non-equity arrangements such as strategic alliances, joint ventures, or other deals.



Sources of Greenfield Foreign Direct Investment (FDI)



213
Greenfield Projects
(October 2010 - September 2020)

Number of projects does not directly translate to value of projects or jobs added. Greenfield FDI is investment in new assets.



Arizona Goods Exports to Europe, 2019

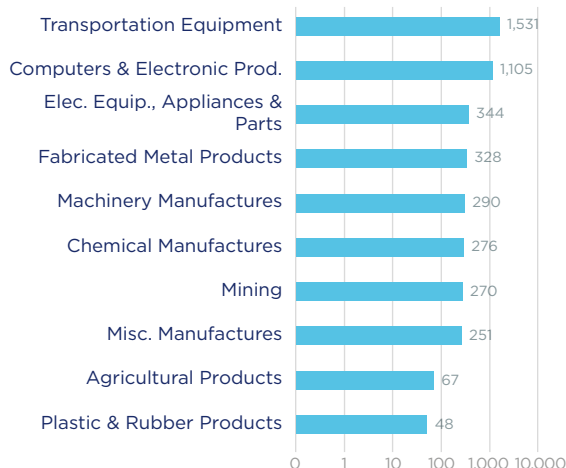
\$4.8 bn

Roughly one-third of the state's exports to Europe consist of transportation equipment.

Top European Export Markets, 2019

Country	Exports (\$ millions)
United Kingdom	831
Netherlands	783
Germany	744
France	682
Ireland	261

Top Ten Exports to Europe, 2019 (\$ millions)



Arizona Goods Imports from Europe, 2019

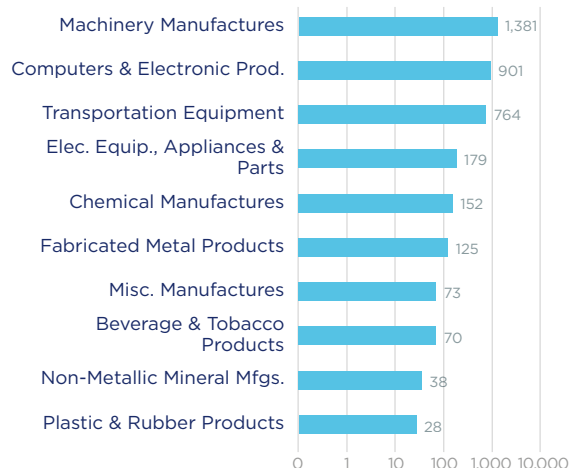
\$4.6 bn

Arizona's largest merchandise imports from Europe were machinery and computers & electronic products, which combined represent about half of the state's total imports from Europe.

Top European Import Markets, 2019

Country	Imports (\$ millions)
Netherlands	1,186
Germany	871
United Kingdom	652
France	454
Italy	334

Top Ten Imports from Europe, 2019 (\$ millions)



Sources: Bureau of Economic Analysis; U.S. Census Bureau; U.S. Department of Commerce; SelectUSA.