


Alaska and Europe



6,300
Since 2006: +1,300
(+26.0%)



European companies account for **37%** of foreign affiliate jobs

Employment within Alaska, 2018

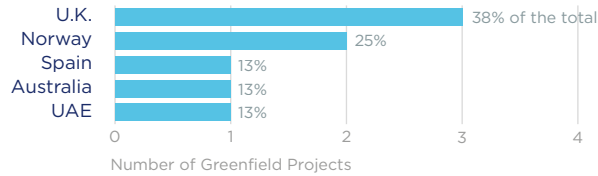
Country	Employment
Canada	5,200
United Kingdom	3,800
Japan	2,300
France	700
Germany	300

On a country basis, U.K. companies operating in Alaska represented 22% of total foreign affiliate employment in Alaska, with U.K. multinationals supporting approximately 500 fewer jobs in 2018 than in 2010.

Jobs directly supported by European investment. Total European-related jobs are likely to be higher, because these figures do not include jobs created by trade flows, indirect employment effects through distributors or suppliers, or via non-equity arrangements such as strategic alliances, joint ventures, or other deals.



Sources of Greenfield Foreign Direct Investment (FDI)



8
Greenfield Projects
(October 2010 - September 2020)

Number of projects does not directly translate to value of projects or jobs added. Greenfield FDI is investment in new assets.



Alaska Goods Exports to Europe, 2019

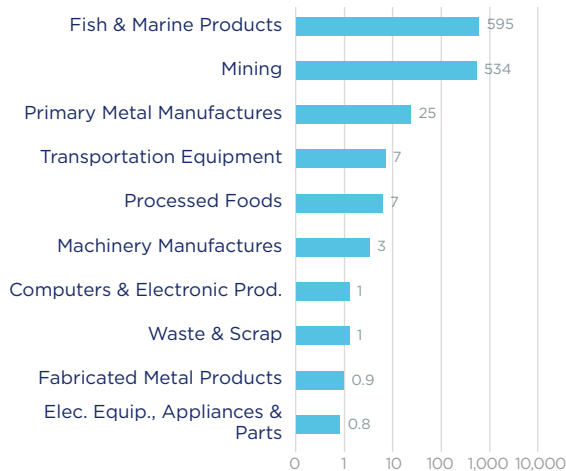
\$1.2 bn

The bulk of the state's exports consist of primary commodities.

Top European Export Markets, 2019

Country	Exports (\$ millions)
Netherlands	350
Germany	219
Spain	154
Belgium	124
France	77

Top Ten Exports to Europe, 2019 (\$ millions)



Alaska Goods Imports from Europe, 2019

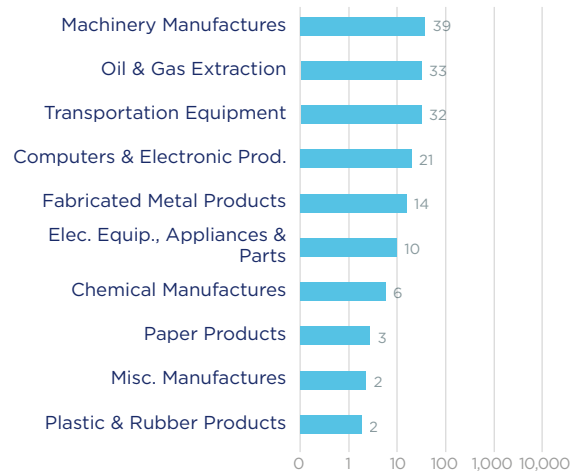
\$172.8 m

Machinery made up about 23% of total Alaskan imports from Europe. Other large import categories from Europe include oil & gas, transportation equipment and computer & electronic products.

Top European Import Markets, 2019

Country	Imports (\$ millions)
Russia	38
United Kingdom	32
Finland	26
Germany	19
Italy	8

Top Ten Imports from Europe, 2019 (\$ millions)



Sources: Bureau of Economic Analysis; U.S. Census Bureau; U.S. Department of Commerce; SelectUSA.