

Alabama and Europe



61,500

Since 2006: +19,400 (+46.1%)



European companies account for **51%** of foreign affiliate jobs

Employment within Alabama, 2018

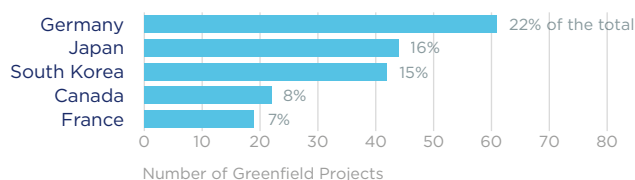
Country	Employment
Japan	22,200
United Kingdom	16,400
Germany	15,700
Canada	14,000
France	9,600

On a country basis, U.K. companies operating in Alabama represented 14% of total foreign affiliate employment in Alabama, with U.K. multinationals supporting approximately 4,800 more jobs in 2018 than in 2010.

Jobs directly supported by European investment. Total European-related jobs are likely to be higher, because these figures do not include jobs created by trade flows, indirect employment effects through distributors or suppliers, or via non-equity arrangements such as strategic alliances, joint ventures, or other deals.



Sources of Greenfield Foreign Direct Investment (FDI)



278

Greenfield Projects (October 2010 - September 2020)

Number of projects does not directly translate to value of projects or jobs added. Greenfield FDI is investment in new assets.



Alabama Goods Exports to Europe, 2019

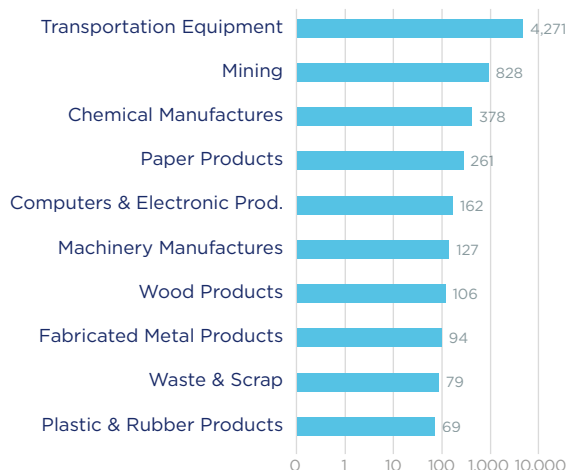
\$6.6 bn

65% of total exports from Alabama to Europe were transportation equipment, reflecting the state's linkages with European auto manufacturers.

Top European Export Markets, 2019

Country	Exports (\$ millions)
Germany	3,140
Belgium	565
France	499
Netherlands	460
Austria	381

Top Ten Exports to Europe, 2019 (\$ millions)



Alabama Goods Imports from Europe, 2019

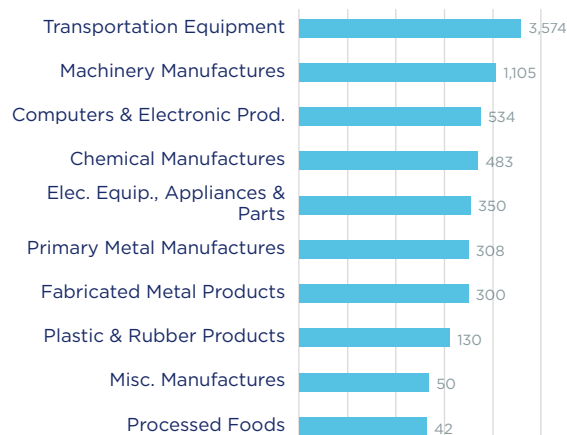
\$7.2 bn

Transportation equipment and machinery manufactures were the top product imports from Europe.

Top European Import Markets, 2019

Country	Imports (\$ millions)
Germany	3,106
France	1,460
United Kingdom	588
Italy	235
Hungary	172

Top Ten Imports from Europe, 2019 (\$ millions)



Sources: Bureau of Economic Analysis; U.S. Census Bureau; U.S. Department of Commerce; SelectUSA.