



# United Kingdom and the United States

## United States in United Kingdom

**1,512,677**



## United Kingdom in the United States

**1,241,952**

Jobs directly supported by majority-owned affiliates. Estimates for 2021. Total U.S.-related jobs are likely to be higher, because these figures do not include jobs created by trade flows, indirect employment effects through distributors or suppliers, or via non-equity arrangements such as strategic alliances, joint ventures, or other deals.

**\$1005.5 bn**

### Foreign Direct Investment (FDI), 2021

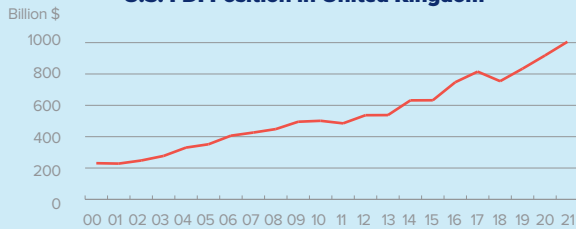
In terms of the U.S.-U.K. investment balance, the U.S. had a larger cross-border impact in 2021. U.S. foreign direct investment in the United Kingdom totaled a record \$1 trillion in 2021, and the U.K.'s foreign direct investment in the U.S. rose slightly to \$512 billion. Estimated sales of American and British affiliates in each other's markets were a combined \$1.3 trillion in 2021. According to estimates for 2021, U.S. affiliates employed roughly 1.5 million workers in the U.K. while U.K. affiliates employed about 1.2 million Americans.



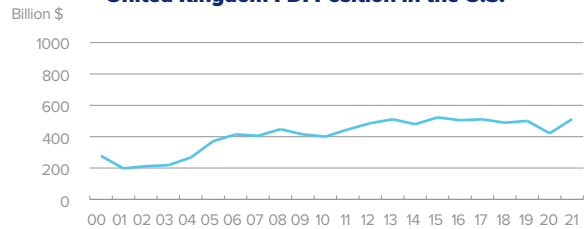
**\$512.4 bn**

### Foreign Direct Investment (FDI), 2021

#### U.S. FDI Position in United Kingdom



#### United Kingdom FDI Position in the U.S.



Foreign direct investment position, historic-cost basis, 2000-2021.

**\$61.4 bn**

### U.S. Goods Exports to United Kingdom, 2021

**8.3%** The U.S. supplied 8.3% of United Kingdom's total imports... **15.4%** ...but the U.S. share increases to 15.4% when trade with the EU is excluded from the total.

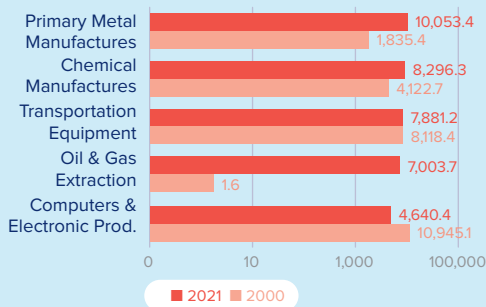


**\$56.4 bn**

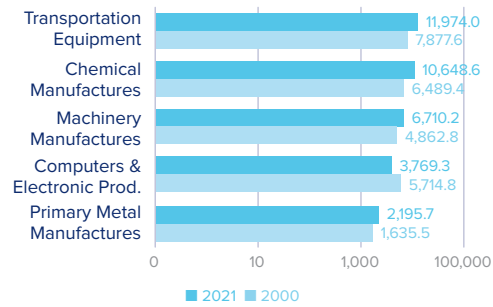
### U.S. Goods Imports from United Kingdom, 2021

**13.7%** The U.S. received 13.7% of the total goods United Kingdom exported to the world... **25.6%** ...but the U.S. share increases to 25.6% when trade with the EU is excluded from the total.

#### Top Five U.S. Goods Exports to United Kingdom (\$ millions)



#### Top Five U.S. Goods Imports from United Kingdom (\$ millions)



#### Top State Exporters of Goods United Kingdom (\$ millions)



#### Top State Importers of Goods from United Kingdom (\$ millions)



**\$67.8 bn**

### U.S. Services Exports to United Kingdom, 2021



**\$61.1 bn**

### U.S. Services Imports from United Kingdom, 2021

Sources: Bureau of Economic Analysis; U.S. Commerce Department; International Monetary Fund; Office of Trade and Economic Analysis.