

Ukraine & the United States

United States in Ukraine

40,501



Jobs

Ukraine in the United States

202

Jobs directly supported by majority-owned affiliates. Estimates for 2021. Total U.S.-related jobs are likely to be higher, because these figures do not include jobs created by trade flows, indirect employment effects through distributors or suppliers, or via non-equity arrangements such as strategic alliances, joint ventures, or other deals.

\$0.5 bn



Investment

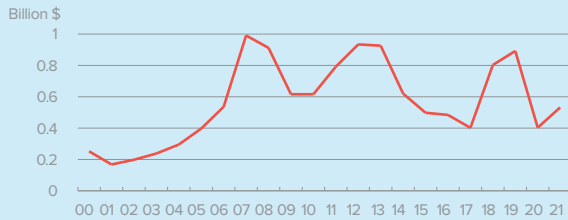
Foreign Direct Investment (FDI), 2021

In terms of the U.S.-U.K. investment balance, the U.S. had a larger cross-border impact in 2021. U.S. foreign direct investment in Ukraine totaled \$500 million in 2021, and Ukraine's foreign direct investment in the U.S. was \$2 million. Estimated sales of American and Ukrainian affiliates in each other's markets were a combined \$9.3 billion in 2021. According to estimates for 2021, U.S. affiliates employed roughly 40,500 workers in Ukraine, while Ukrainian affiliates employed about 200 Americans.

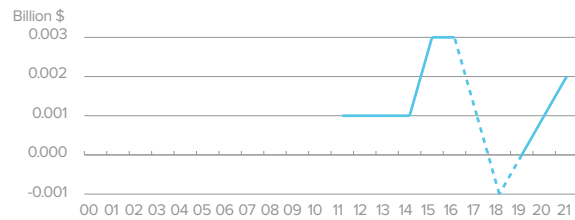
\$0.0 bn

Foreign Direct Investment (FDI), 2021

U.S. FDI Position in Ukraine



Ukraine FDI Position in the U.S.



Foreign direct investment position, historic-cost basis, 2000-2021.

Note: Dotted line indicates that data has been suppressed for a particular year to avoid disclosure of individual company data.

\$2.5 bn



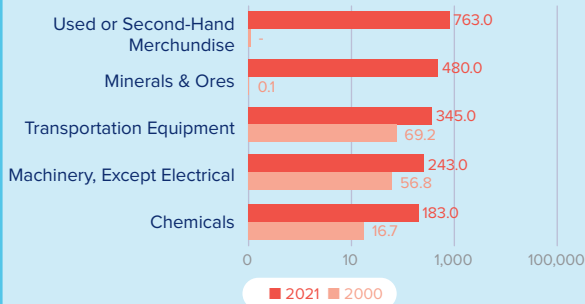
Trade in Goods

U.S. Goods Exports to Ukraine, 2021

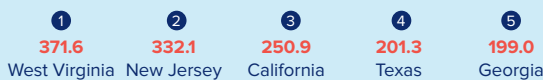
4.9% The U.S. supplied 4.9% of Ukraine's total imports...

8.1% ...but the U.S. share increases to 8.1% when trade with the EU is excluded from the total.

Top Five U.S. Goods Exports to Ukraine (\$ millions)



Top State Exporters of Goods to Ukraine (\$ millions)



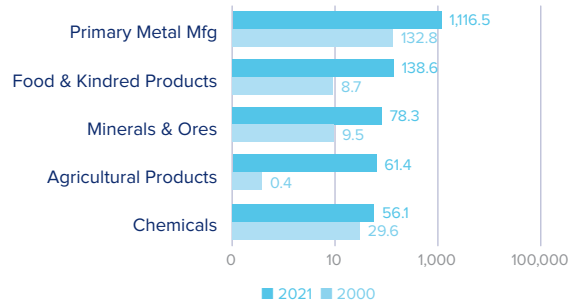
\$1.9 bn

U.S. Goods Imports from Ukraine, 2021

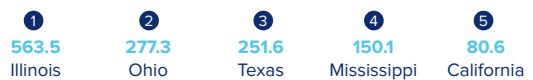
2.4% The U.S. received 2.4% of the total goods Ukraine exported to the world...

3.9% ...but the U.S. share increases to 3.9% when trade with the EU is excluded from the total.

Top Five U.S. Goods Imports from Ukraine (\$ millions)



Top State Importers of Goods from Ukraine (\$ millions)



\$2.7 bn



Trade in Services

U.S. Services Exports to Ukraine, 2021

\$1.9 bn

U.S. Services Imports from Ukraine, 2021

Sources: Bureau of Economic Analysis; U.S. Commerce Department; International Monetary Fund; Office of Trade and Economic Analysis; State Statistics Service of Ukraine.