

# Romania and the United States

## United States in Romania

**85,244**



## Romania in the United States

**< 51**

Jobs directly supported by majority-owned affiliates. Estimates for 2020. Total U.S.-related jobs are likely to be higher, because these figures do not include jobs created by trade flows, indirect employment effects through distributors or suppliers, or via non-equity arrangements such as strategic alliances, joint ventures, or other deals.

**\$2.6 bn**



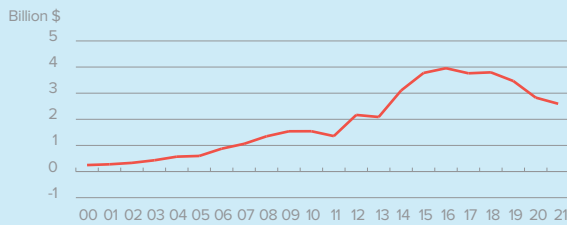
### Foreign Direct Investment (FDI), 2021

While America's investment in Romania is small relative to other EU members, U.S. investment ties with Romania have deepened over the decade. U.S. affiliates have added roughly 45,000 Romanian workers to their payrolls since 2009. Meanwhile, Romania's investment in the U.S. is relatively small. Romanian multinationals employed fewer than 50 employees in the U.S. in 2021.

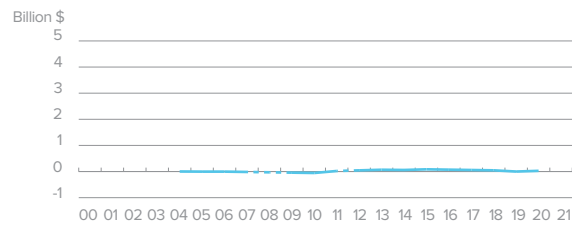
**\$0.03 bn**

### Foreign Direct Investment (FDI), 2020\*

#### U.S. FDI Position in Romania



#### Romania FDI Position in the U.S.



Foreign direct investment position, historic-cost basis, 2000-2021.

Note: Dotted line indicates that data has been suppressed for a particular year to avoid disclosure of individual company data.

\*Latest year of available data.

**\$1.4 bn**



### U.S. Goods Exports to Romania, 2021

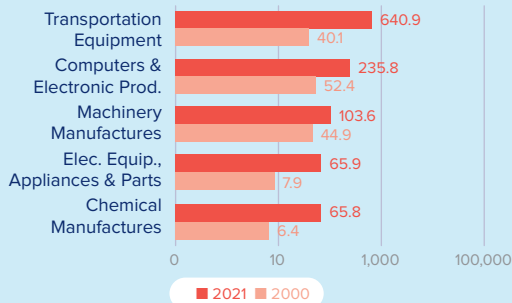
**0.9%** The U.S. supplied 0.9% of Romania's total imports...

**3.4%** ...but the U.S. share increases to 3.4% when intra-EU trade is excluded from the total.

**2.0%** The U.S. received 2.0% of the total goods Romania exported to the world...

**7.5%** ...but the U.S. share increases to 7.5% when intra-EU trade is excluded from the total.

#### Top Five U.S. Goods Exports to Romania (\$ millions)



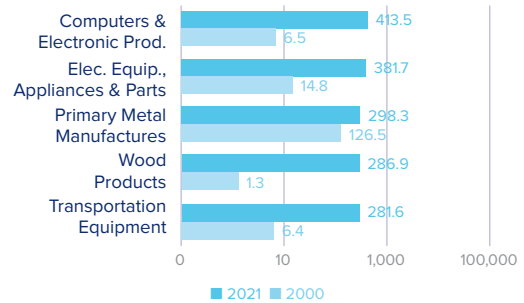
#### Top State Exporters of Goods to Romania (\$ millions)



**\$2.9 bn**

### U.S. Goods Imports from Romania, 2021

#### Top Five U.S. Goods Imports from Romania (\$ millions)



#### Top State Importers of Goods from Romania (\$ millions)



**\$0.6 bn**



### U.S. Services Exports to Romania, 2021

**\$0.5 bn**

### U.S. Services Imports from Romania, 2021

Sources: Bureau of Economic Analysis; U.S. Commerce Department; International Monetary Fund; Office of Trade and Economic Analysis.