

Poland and the United States

United States in Poland

214,019



Jobs

Poland in the United States

1,122

Jobs directly supported by majority-owned affiliates. Estimates for 2021. Total U.S.-related jobs are likely to be higher, because these figures do not include jobs created by trade flows, indirect employment effects through distributors or suppliers, or via non-equity arrangements such as strategic alliances, joint ventures, or other deals.

\$13.4 bn



Investment

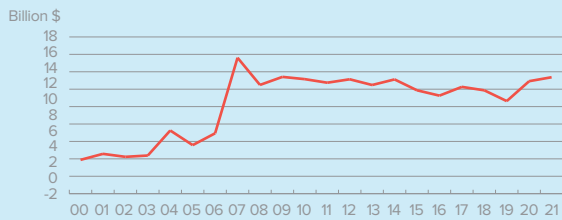
Foreign Direct Investment (FDI), 2021

As one of the largest markets in central Europe, Poland has attracted significant sums of U.S. foreign direct investment. The estimated U.S. affiliate workforce of roughly 200,000 workers in Poland ranks number one among EU13 countries by a wide margin. Meanwhile, Polish companies have yet to make significant investments in the U.S., with little over 1,000 jobs supported by Polish firms in the U.S., and just \$1.5 billion investment in 2015, the latest year with available data.

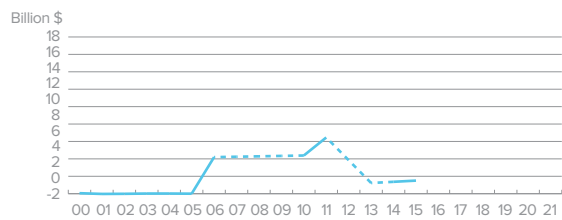
\$1.5 bn

Foreign Direct Investment (FDI), 2015*

U.S. FDI Position in Poland



Poland FDI Position in the U.S.



Foreign direct investment position, historic-cost basis, 2000-2021.

Note: Dotted line indicates that data has been suppressed for a particular year to avoid disclosure of individual company data.

*Latest year of available data.

\$5.8 bn



Trade in Goods

U.S. Goods Exports to Poland, 2021

1.8% The U.S. supplied 1.8% of Poland's total imports...

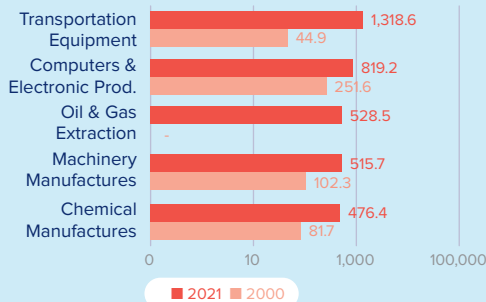
5.4% ...but the U.S. share increases to 5.4% when intra-EU trade is excluded from the total.

U.S. Goods Imports from Poland, 2021

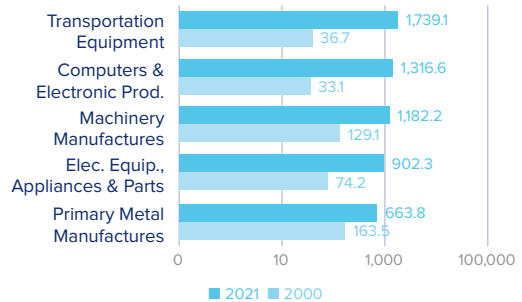
2.6% The U.S. received 2.6% of the total goods Poland exported to the world...

10.6% ...but the U.S. share increases to 10.6% when intra-EU trade is excluded from the total.

Top Five U.S. Goods Exports to Poland (\$ millions)



Top Five U.S. Goods Imports from Poland (\$ millions)



Top State Exporters of Goods to Poland (\$ millions)



Top State Importers of Goods from Poland (\$ millions)



\$1.8 bn



Trade in Services

U.S. Services Exports to Poland, 2021

\$2.2 bn

U.S. Services Imports from Poland, 2021

Sources: Bureau of Economic Analysis; U.S. Commerce Department; International Monetary Fund; Office of Trade and Economic Analysis.