



Lithuania and the United States

United States in Lithuania

4,949



Jobs

Lithuania in the United States

0

Jobs directly supported by majority-owned affiliates. Estimates for 2021. Total U.S.-related jobs are likely to be higher, because these figures do not include jobs created by trade flows, indirect employment effects through distributors or suppliers, or via non-equity arrangements such as strategic alliances, joint ventures, or other deals.

\$0.2 bn

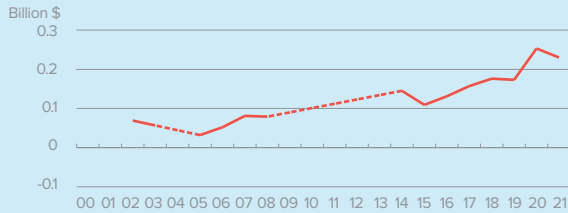


Investment

Foreign Direct Investment (FDI), 2021

The U.S. FDI position in Lithuania remains small, but has more than doubled since the start of the century. U.S. affiliate employment in Lithuania has also been rising, with jobs increasing from 2,200 in 2016 to an estimated 5,000 in 2021. U.S. foreign affiliate sales in Lithuania amounted to \$718 million in 2021, with real value added by U.S. affiliates coming in at \$417 million, according to estimates. *Latest year of available data.

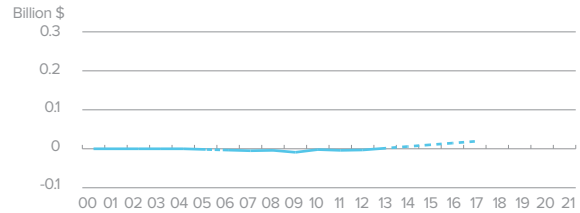
U.S. FDI Position in Lithuania



\$0.02 bn

Foreign Direct Investment (FDI), 2017*

Lithuania FDI Position in the U.S.



Foreign direct investment position, historic-cost basis, 2000-2021.

Note: Dotted line indicates that data has been suppressed for a particular year to avoid disclosure of individual company data.

*Latest year of available data. Negative FDI positions can occur when the loans from the affiliate to the parent company exceed the equity and debt investments from the parent to the affiliate, or if a foreign affiliate incurs sufficiently large losses.

\$1.2 bn

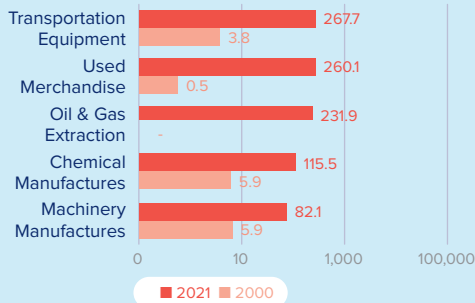


Trade in Goods

U.S. Goods Exports to Lithuania, 2021

2.5% The U.S. supplied 2.5% of Lithuania's total imports...
7.9% ...but the U.S. share increases to 7.9% when intra-EU trade is excluded from the total.

Top Five U.S. Goods Exports to Lithuania (\$ millions)



Top State Exporters of Goods to Lithuania (\$ millions)

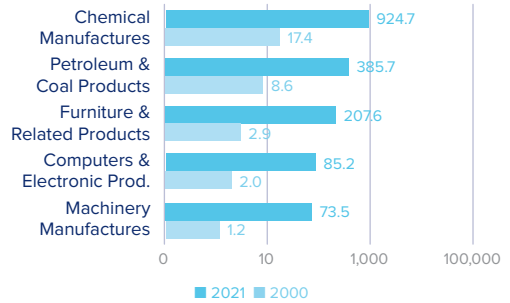


\$2.1 bn

U.S. Goods Imports from Lithuania, 2021

6.3% The U.S. received 6.3% of the total goods Lithuania exported to the world...
14.7% ...but the U.S. share increases to 14.7% when intra-EU trade is excluded from the total.

Top Five U.S. Goods Imports from Lithuania (\$ millions)



Top State Importers of Goods from Lithuania (\$ millions)



\$0.2 bn



Trade in Services

U.S. Services Exports to Lithuania, 2021

\$0.1 bn

U.S. Services Imports from Lithuania, 2021

Sources: Bureau of Economic Analysis; U.S. Commerce Department; International Monetary Fund; Office of Trade and Economic Analysis; United Nations.