

Latvia and the United States

United States in Latvia

Latvia in the United States

1,818



< 51

Jobs directly supported by majority-owned affiliates. Estimates for 2021. Total U.S.-related jobs are likely to be higher, because these figures do not include jobs created by trade flows, indirect employment effects through distributors or suppliers, or via non-equity arrangements such as strategic alliances, joint ventures, or other deals.

\$0.04 bn



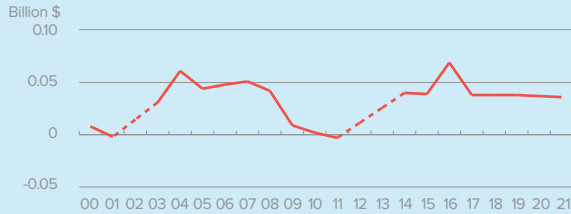
\$0 bn

Foreign Direct Investment (FDI), 2021

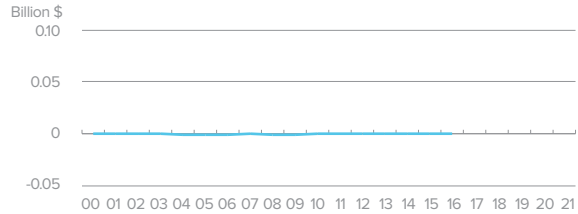
Foreign Direct Investment (FDI), 2016*

The small country of roughly two million people has yet to attract significant foreign direct investment from the United States. U.S. FDI in Latvia has stalled since 2016, along with U.S. affiliate employment which is the second lowest in the EU, ahead of Cyprus. Foreign sales by U.S. firms in Latvia were an estimated \$427 million in 2021. By contrast, sales by Latvian firms in the U.S. were just \$3 million.

U.S. FDI Position in Latvia



Latvia FDI Position in the U.S.



Foreign direct investment position, historic-cost basis, 2000-2021.

Note: Dotted line indicates that data has been suppressed for a particular year to avoid disclosure of individual company data.

*Latest year of available data. Negative FDI positions can occur when the loans from the affiliate to the parent company exceed the equity and debt investments from the parent to the affiliate, or if a foreign affiliate incurs sufficiently large losses.

\$0.4 bn



\$0.7 bn

U.S. Goods Exports to Latvia, 2021

U.S. Goods Imports from Latvia, 2021

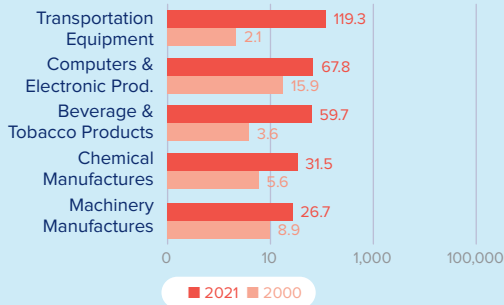
0.9% The U.S. supplied 0.9% of Latvia's total imports...

3.4% ...but the U.S. share increases to 3.4% when intra-EU trade is excluded from the total.

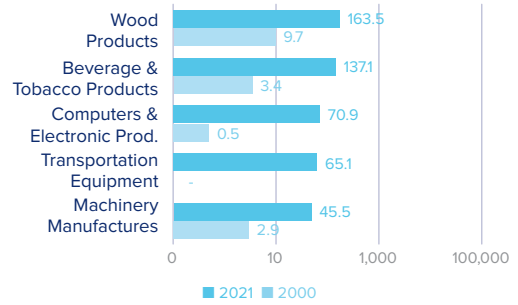
2.2% The U.S. received 2.2% of the total goods Latvia exported to the world...

6.0% ...but the U.S. share increases to 6.0% when intra-EU trade is excluded from the total.

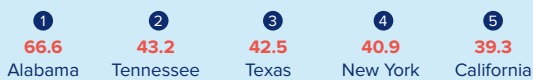
Top Five U.S. Goods Exports to Latvia (\$ millions)



Top Five U.S. Goods Imports from Latvia (\$ millions)



Top State Exporters of Goods to Latvia (\$ millions)



Top State Importers of Goods from Latvia (\$ millions)



\$0.1 bn



\$0.08 bn

U.S. Services Exports to Latvia, 2021

U.S. Services Imports from Latvia, 2021

Sources: Bureau of Economic Analysis; U.S. Commerce Department; International Monetary Fund; Office of Trade and Economic Analysis.