

West Virginia and Europe



13,700
Since 2012: -3,500
(-20.3%)



European companies
account for
48%
of foreign affiliate jobs

Employment within West Virginia, 2021

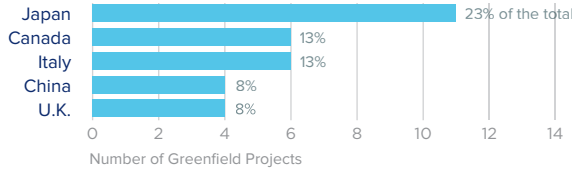
Country	Employment
Japan	4,800
Canada	4,700
Netherlands	3,750
France	3,700
Germany	2,100

On a country basis, Dutch companies operating in West Virginia represented 13% of total foreign affiliate employment in West Virginia, with Dutch multinationals supporting approximately 2,350 more jobs in 2021 than in 2012.

Jobs directly supported by European investment. Total European-related jobs are likely to be higher, because these figures do not include jobs created by trade flows, indirect employment effects through distributors or suppliers, or via non-equity arrangements such as strategic alliances, joint ventures, or other deals.



Sources of Greenfield Foreign Direct Investment (FDI)



48
Greenfield Projects
(July 2013 - June 2023)

Number of projects does not directly translate to value of projects or jobs added. Greenfield FDI is investment in new assets. Greenfield projects listed on the right hand side are Greenfield projects in the state from all countries.



West Virginia Goods Exports to Europe, 2022

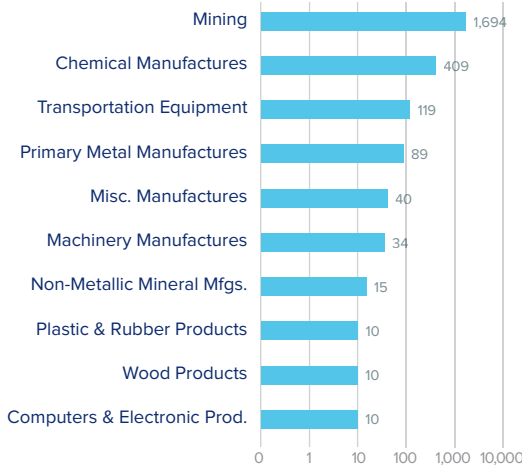
\$2.5 bn

Mining products such as minerals and ores accounted for 67% of exports to Europe in 2022.

Top European Export Markets, 2022

Country	Exports (\$ millions)
Netherlands	823
United Kingdom	272
Belgium	266
Italy	254
Germany	159

Top Ten Exports to Europe, 2022 (\$ millions)



West Virginia Goods Imports from Europe, 2022

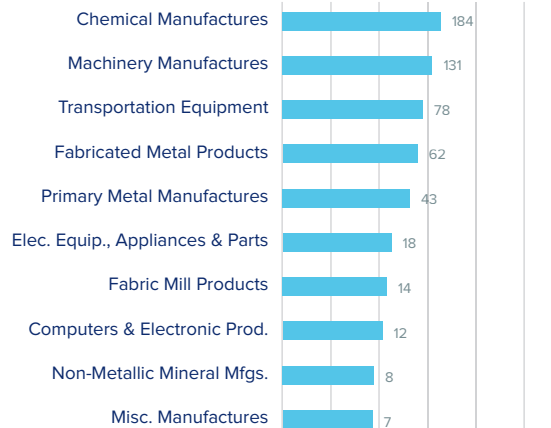
\$0.6 bn

Chemicals, machinery and transportation equipment were West Virginia's top imports from Europe in 2022.

Top European Import Markets, 2022

Country	Imports (\$ millions)
Germany	182
Poland	69
France	67
Italy	63
United Kingdom	54

Top Ten Imports from Europe, 2022 (\$ millions)



Sources: Bureau of Economic Analysis; U.S. Census Bureau; U.S. Department of Commerce; SelectUSA.