


# Utah and Europe



### Employment within Utah, 2021

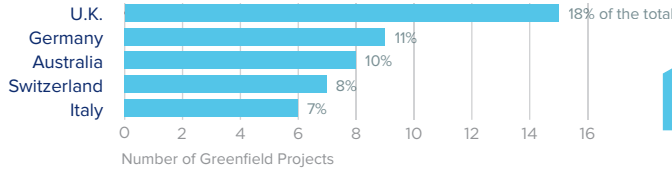
Country	Employment
France	11,500
United Kingdom	9,100
Germany	7,300
Canada	5,000
Switzerland	3,900

On a country basis, French companies operating in Utah represented 18% of total foreign affiliate employment in Utah, with French multinationals supporting approximately 7,400 more jobs in 2021 than in 2012.

Jobs directly supported by European investment. Total European-related jobs are likely to be higher, because these figures do not include jobs created by trade flows, indirect employment effects through distributors or suppliers, or via non-equity arrangements such as strategic alliances, joint ventures, or other deals.



### Sources of Greenfield Foreign Direct Investment (FDI)



Number of projects does not directly translate to value of projects or jobs added. Greenfield FDI is investment in new assets. Greenfield projects listed on the right hand side are Greenfield projects in the state from all countries.



### Utah Goods Exports to Europe, 2022

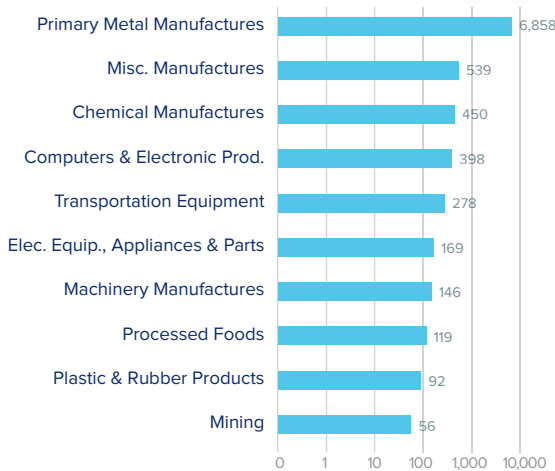
**\$9.3 bn**

Primary metals dominate the state's exports to Europe, representing almost 74% of Utah's total exports.

#### Top European Export Markets, 2022

Country	Exports (\$ millions)
United Kingdom	7,079
Netherlands	553
Germany	392
France	285
Italy	165

#### Top Ten Exports to Europe, 2022 (\$ millions)



### Utah Goods Imports from Europe, 2022

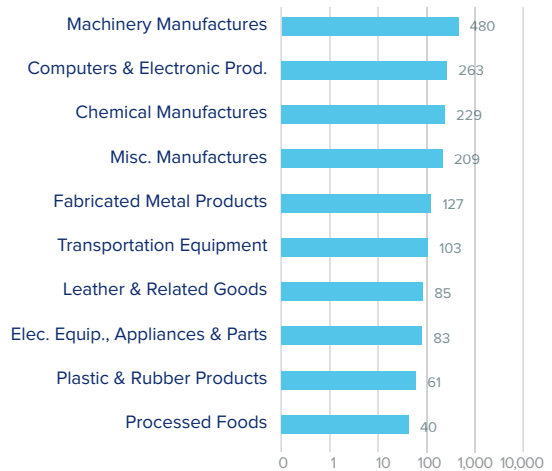
**\$2.1 bn**

Imports are much more diversified than exports. Machinery, computers & electronic products and chemicals are the state's top imports from Europe.

#### Top European Import Markets, 2022

Country	Imports (\$ millions)
Germany	337
United Kingdom	271
Italy	187
France	174
Austria	165

#### Top Ten Imports from Europe, 2022 (\$ millions)



Sources: Bureau of Economic Analysis; U.S. Census Bureau; U.S. Department of Commerce; SelectUSA.