

# Türkiye and the United States

## United States in Türkiye

**58,479**



Jobs

## Türkiye in the United States

**4,386**

Jobs directly supported by majority-owned affiliates. Estimates for 2022. Total U.S.-related jobs are likely to be higher, because these figures do not include jobs created by trade flows, indirect employment effects through distributors or suppliers, or via non-equity arrangements such as strategic alliances, joint ventures, or other deals.

**\$5.8 bn**

### Foreign Direct Investment (FDI), 2022

U.S. foreign direct investment in Türkiye totaled \$5.8 billion in 2022, compared with Türkiye's \$2.6 billion of investment in the U.S. According to 2022 estimates, affiliates of U.S. multinationals had sales of \$31 billion in Türkiye compared to Türkiye's affiliate sales in the U.S. of \$0.9 billion. U.S. affiliate employment in Türkiye remains near all-time highs. Value added by U.S. affiliates in Türkiye was an estimated \$10.1 billion in 2022.

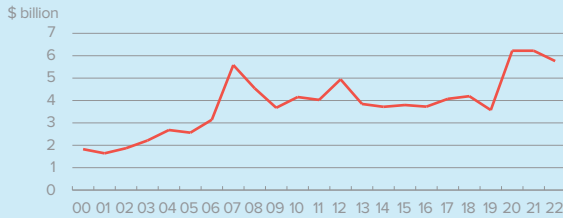


Investment

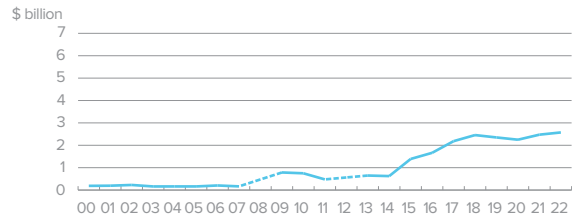
**\$2.6 bn**

### Foreign Direct Investment (FDI), 2022

#### U.S. FDI Position in Türkiye



#### Türkiye FDI Position in the U.S.



Foreign direct investment position, historic-cost basis, 2000-2022.

Note: Dotted line indicates that data has been suppressed for a particular year to avoid disclosure of individual company data.

**\$15.2 bn**

### U.S. Goods Exports to Türkiye, 2022

**4.2%** The U.S. supplied 4.2% of Türkiye's total imports...

**5.6%** ...but the U.S. share increases to 5.6% when trade with the EU and U.K. is excluded from the total.



Trade in Goods

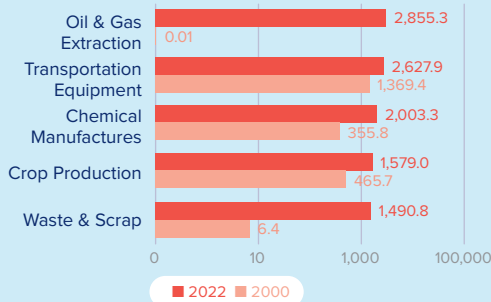
**\$18.8 bn**

### U.S. Goods Imports from Türkiye, 2022

**6.6%** The U.S. received 6.6% of the total goods Türkiye exported to the world...

**11.2%** ...but the U.S. share increases to 11.2% when trade with the EU and U.K. is excluded from the total.

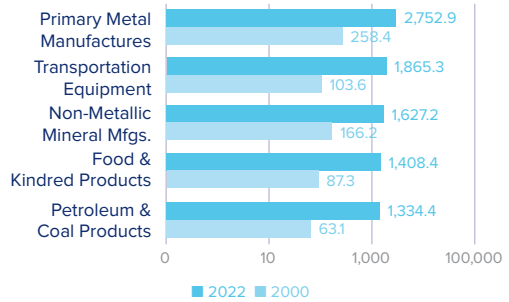
#### Top Five U.S. Goods Exports to Türkiye (\$millions)



#### Top State Exporters of Goods to Türkiye (\$millions)



#### Top Five U.S. Goods Imports from Türkiye (\$millions)



#### Top State Importers of Goods from Türkiye (\$millions)



**\$4.3 bn**

### U.S. Services Exports to Türkiye, 2022



Trade in Services

**\$3.7 bn**

### U.S. Services Imports from Türkiye, 2022

Sources: Bureau of Economic Analysis; U.S. Commerce Department; International Monetary Fund; Office of Trade and Economic Analysis.