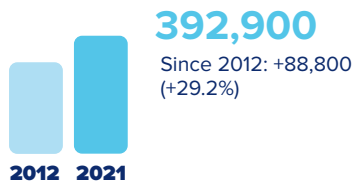


Texas and Europe



Employment within Texas, 2021

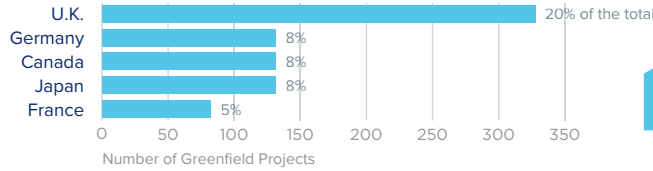
Country	Employment
United Kingdom	115,000
Japan	75,900
Germany	66,000
France	63,800
Canada	52,500

On a country basis, U.K. companies operating in Texas represented 17% of total foreign affiliate employment in Texas, with U.K. multinationals supporting approximately 19,200 more jobs in 2021 than in 2012.

Jobs directly supported by European investment. Total European-related jobs are likely to be higher, because these figures do not include jobs created by trade flows, indirect employment effects through distributors or suppliers, or via non-equity arrangements such as strategic alliances, joint ventures, or other deals.



Sources of Greenfield Foreign Direct Investment (FDI)



Number of projects does not directly translate to value of projects or jobs added. Greenfield FDI is investment in new assets. Greenfield projects listed on the right hand side are Greenfield projects in the state from all countries.



Texas Goods Exports to Europe, 2022

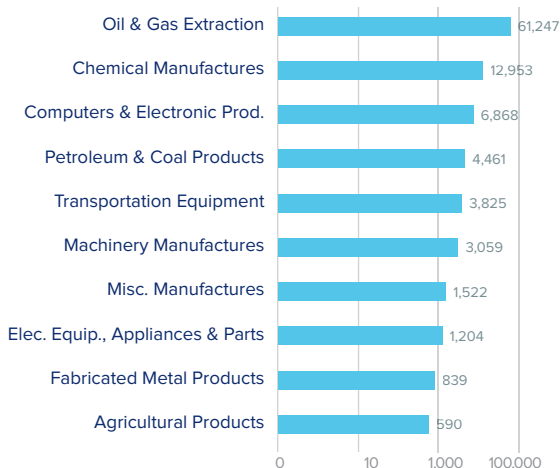
\$99.2 bn

Oil and gas exports to Europe have soared in recent years, due to the shale revolution in the Permian Basin and the opening up of U.S. export markets.

Top European Export Markets, 2022

Country	Exports (\$ millions)
Netherlands	19,639
United Kingdom	15,769
France	11,470
Spain	8,996
Germany	8,252

Top Ten Exports to Europe, 2022 (\$ millions)



Texas Goods Imports from Europe, 2022

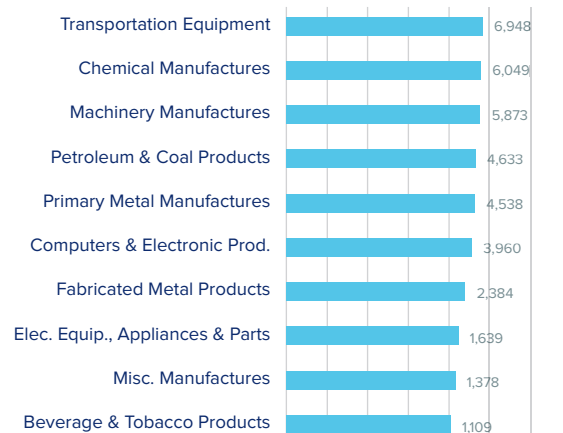
\$48.0 bn

Transportation equipment and chemicals are the top product imports, though total imports are relatively diverse with machinery and petroleum & coal products also being key imports.

Top European Import Markets, 2022

Country	Imports (\$ millions)
Germany	9,096
United Kingdom	5,405
Italy	4,870
France	4,099
Ireland	3,224

Top Ten Imports from Europe, 2022 (\$ millions)



Sources: Bureau of Economic Analysis; U.S. Census Bureau; U.S. Department of Commerce; SelectUSA.