

Norway and the United States

United States in Norway

37,774



Jobs

Norway in the United States

7,344

Jobs directly supported by majority-owned affiliates. Estimates for 2022. Total U.S.-related jobs are likely to be higher, because these figures do not include jobs created by trade flows, indirect employment effects through distributors or suppliers, or via non-equity arrangements such as strategic alliances, joint ventures, or other deals.

\$13.5 bn



Investment

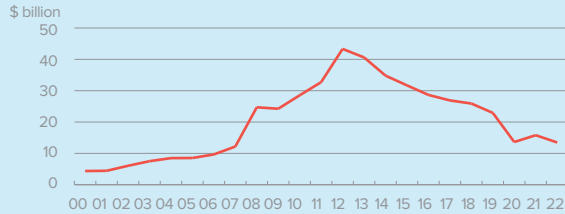
Foreign Direct Investment (FDI), 2022

Norway's FDI position in the U.S. was nearly three times the U.S. investment position in Norway in 2022. The employment balance, however, is heavily skewed in favor of Norway, with U.S. foreign affiliates employing roughly 38,000 Norwegian workers, according to 2022 estimates. Norwegian companies employed just over 7,000 workers in the U.S. Foreign U.S. affiliates in Norway added an estimated \$12.8 billion in value in 2022, compared to \$4.9 billion in value added by Norwegian affiliates in the U.S. Foreign sales of U.S. affiliates in Norway were an estimated \$32.1 billion in 2022 versus \$25.3 billion in sales by Norwegian affiliates in the U.S.

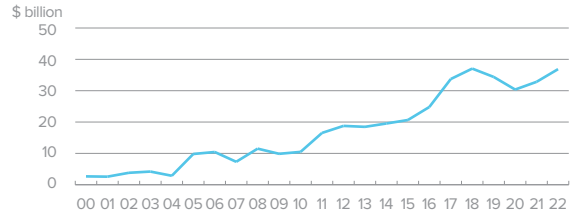
\$36.9 bn

Foreign Direct Investment (FDI), 2022

U.S. FDI Position in Norway



Norway FDI Position in the U.S.



Foreign direct investment position, historic-cost basis, 2000-2022.

\$4.7 bn



Trade in Goods

U.S. Goods Exports to Norway, 2022

6.3% The U.S. supplied 6.3% of Norway's total imports...

14.1% ...but the U.S. share increases to 14.1% when trade with the EU and U.K. is excluded from the total.

1.9% The U.S. received 1.9% of the total goods Norway exported to the world...

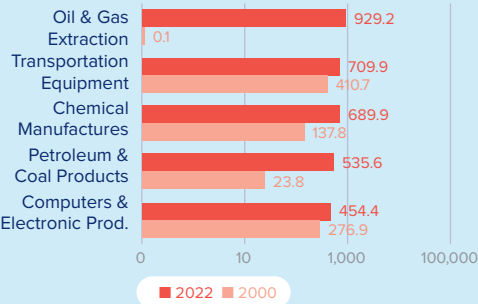
\$6.7 bn

U.S. Goods Imports from Norway, 2022


1.9% The U.S. received 1.9% of the total goods Norway exported to the world...

5.8% ...but the U.S. share increases to 5.8% when trade with the EU and U.K. is excluded from the total.

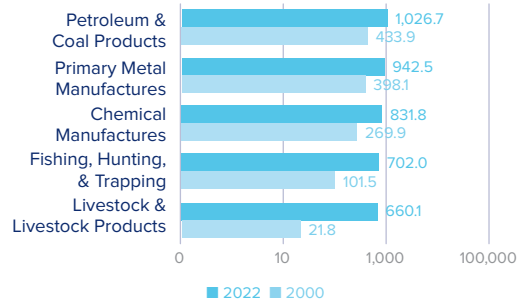
Top Five U.S. Goods Exports to Norway (\$millions)



Top State Exporters of Goods to Norway (\$millions)



Top Five U.S. Goods Imports from Norway (\$millions)



Top State Importers of Goods from Norway (\$millions)



\$2.5 bn



Trade in Services

U.S. Services Exports to Norway, 2022

\$4.1 bn

U.S. Services Imports from Norway, 2022

Sources: Bureau of Economic Analysis; U.S. Commerce Department; International Monetary Fund; Office of Trade and Economic Analysis.