

North Dakota and Europe



5,000
Since 2012: -2,200
(-30.6%)



European companies
account for
30%
of foreign affiliate jobs

Employment within North Dakota, 2021

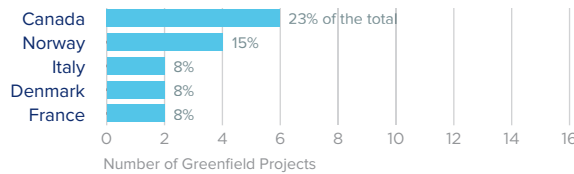
Country	Employment
Canada	4,000
United Kingdom	1,600
Japan	1,100
Netherlands	900
Germany	800

On a country basis, U.K. companies operating in North Dakota represented 10% of total foreign affiliate employment in North Dakota, with U.K. multinationals supporting approximately 100 more jobs in 2021 than in 2012.

Jobs directly supported by European investment. Total European-related jobs are likely to be higher, because these figures do not include jobs created by trade flows, indirect employment effects through distributors or suppliers, or via non-equity arrangements such as strategic alliances, joint ventures, or other deals.



Sources of Greenfield Foreign Direct Investment (FDI)



26
Greenfield Projects
(July 2013 - June 2023)

Number of projects does not directly translate to value of projects or jobs added. Greenfield FDI is investment in new assets. Greenfield projects listed on the right hand side are Greenfield projects in the state from all countries.



North Dakota Goods Exports to Europe, 2022

\$336.0 m

45% of the state's exports to Europe consisted of machinery manufactures in 2022.

Top European Export Markets, 2022

Country	Exports (\$ millions)
Czech Republic	77
Germany	74
Belgium	39
Switzerland	22
United Kingdom	21

North Dakota Goods Imports from Europe, 2022

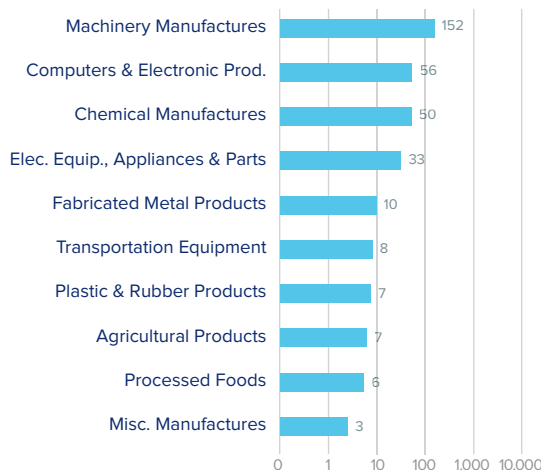
\$390.6 m

Machinery is North Dakota's primary product import from Europe, representing 41% of total imports.

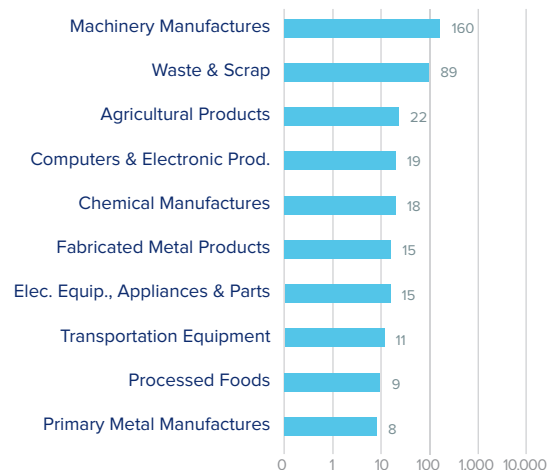
Top European Import Markets, 2022

Country	Imports (\$ millions)
Germany	98
France	60
Netherlands	54
United Kingdom	31
Italy	29

Top Ten Exports to Europe, 2022 (\$ millions)



Top Ten Imports from Europe, 2022 (\$ millions)



Sources: Bureau of Economic Analysis; U.S. Census Bureau; U.S. Department of Commerce; SelectUSA.