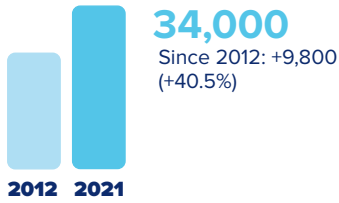


Nevada and Europe



Employment within Nevada, 2021

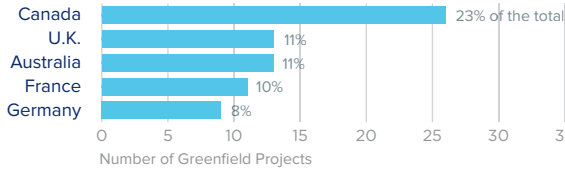
Country	Employment
Canada	10,600
United Kingdom	10,200
France	8,800
Japan	7,000
Germany	4,800

On a country basis, U.K. companies operating in Nevada represented 17% of total foreign affiliate employment in Nevada, with U.K. multinationals supporting approximately 4,700 more jobs in 2021 than in 2012.

Jobs directly supported by European investment. Total European-related jobs are likely to be higher, because these figures do not include jobs created by trade flows, indirect employment effects through distributors or suppliers, or via non-equity arrangements such as strategic alliances, joint ventures, or other deals.



Sources of Greenfield Foreign Direct Investment (FDI)



Number of projects does not directly translate to value of projects or jobs added. Greenfield FDI is investment in new assets. Greenfield projects listed on the right hand side are Greenfield projects in the state from all countries.



Nevada Goods Exports to Europe, 2022

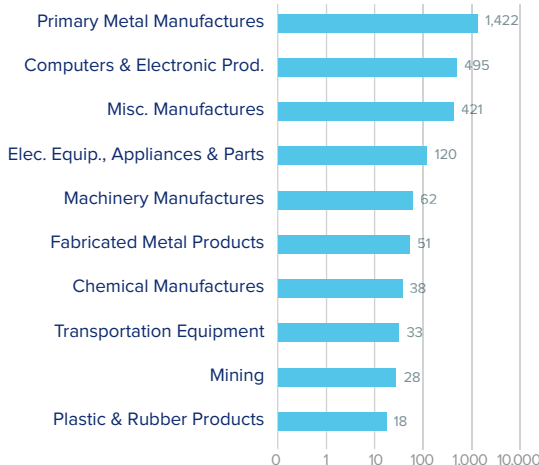
\$2.8 bn

Primary metal manufactures account for over half of Nevada's total exports to Europe.

Top European Export Markets, 2022

Country	Exports (\$ millions)
Switzerland	1,485
Germany	269
Hungary	207
United Kingdom	200
Netherlands	134

Top Ten Exports to Europe, 2022 (\$ millions)



Nevada Goods Imports from Europe, 2022

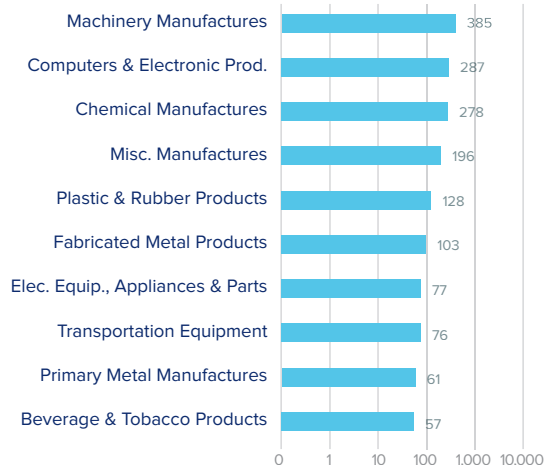
\$2.0 bn

Imports from Europe to Nevada are diverse, with top imports consisting of machinery, computers & electronic products, and chemicals.

Top European Import Markets, 2022

Country	Imports (\$ millions)
Germany	438
France	335
Switzerland	205
United Kingdom	166
Italy	165

Top Ten Imports from Europe, 2022 (\$ millions)



Sources: Bureau of Economic Analysis; U.S. Census Bureau; U.S. Department of Commerce; SelectUSA.