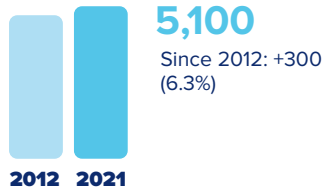


## Montana and Europe



### Employment within Montana, 2021

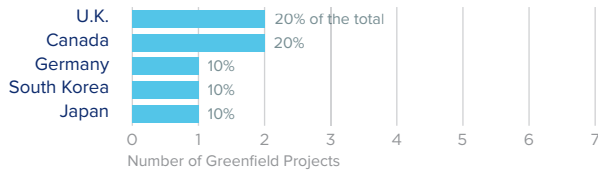
Country	Employment
United Kingdom	2,100
Canada	1,700
France	1,200
Japan	500
Germany	400

On a country basis, U.K. companies operating in Montana represented 21% of total foreign affiliate employment in Montana, with U.K. multinationals supporting approximately 200 fewer jobs in 2021 than in 2012.

Jobs directly supported by European investment. Total European-related jobs are likely to be higher, because these figures do not include jobs created by trade flows, indirect employment effects through distributors or suppliers, or via non-equity arrangements such as strategic alliances, joint ventures, or other deals.



### Sources of Greenfield Foreign Direct Investment (FDI)



Number of projects does not directly translate to value of projects or jobs added. Greenfield FDI is investment in new assets. Greenfield projects listed on the right hand side are Greenfield projects in the state from all countries.



### Montana Goods Exports to Europe, 2022

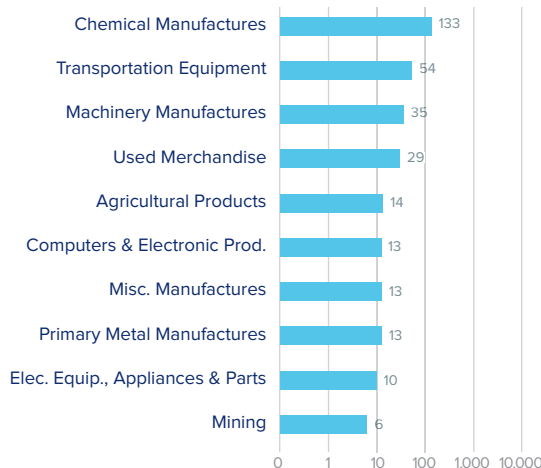
**\$333.2 m**

Exports are relatively small and skewed towards chemicals (40% of total exports in 2022).

#### Top European Export Markets, 2022

Country	Exports (\$ millions)
Belgium	56
Switzerland	50
Netherlands	46
United Kingdom	43
France	32

#### Top Ten Exports to Europe, 2022 (\$ millions)



### Montana Goods Imports from Europe, 2022

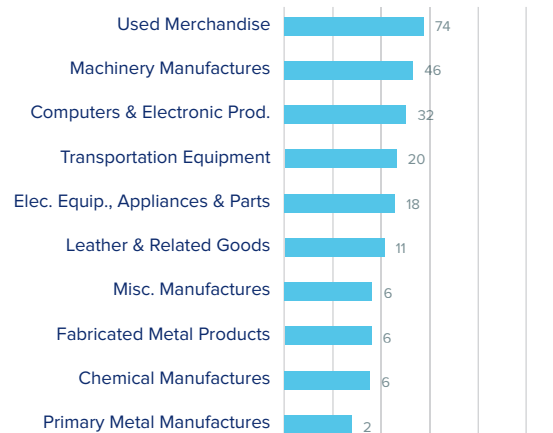
**\$256.7 m**

Montana's imports from Europe are also small and diverse, led by used merchandise, machinery, and computers & electronic products.

#### Top European Import Markets, 2022

Country	Imports (\$ millions)
Italy	64
Germany	62
United Kingdom	43
Netherlands	23
France	18

#### Top Ten Imports from Europe, 2022 (\$ millions)



Sources: Bureau of Economic Analysis; U.S. Census Bureau; U.S. Department of Commerce; SelectUSA.