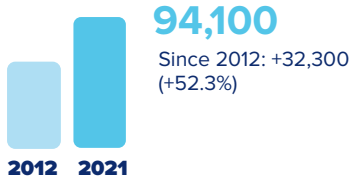


# Minnesota and Europe



## Employment within Minnesota, 2021

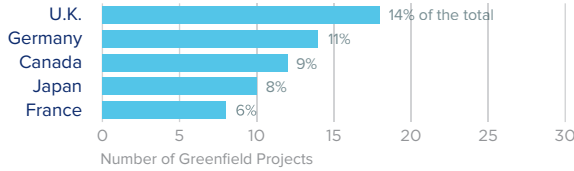
Country	Employment
Canada	28,400
Germany	22,800
United Kingdom	19,300
Japan	13,000
France	8,800

On a country basis, German companies operating in Minnesota represented 14% of total foreign affiliate employment in Minnesota, with German multinationals supporting approximately 12,700 more jobs in 2021 than in 2012.

Jobs directly supported by European investment. Total European-related jobs are likely to be higher, because these figures do not include jobs created by trade flows, indirect employment effects through distributors or suppliers, or via non-equity arrangements such as strategic alliances, joint ventures, or other deals.



## Sources of Greenfield Foreign Direct Investment (FDI)



Number of projects does not directly translate to value of projects or jobs added. Greenfield FDI is investment in new assets. Greenfield projects listed on the right hand side are Greenfield projects in the state from all countries.



## Minnesota Goods Exports to Europe, 2022

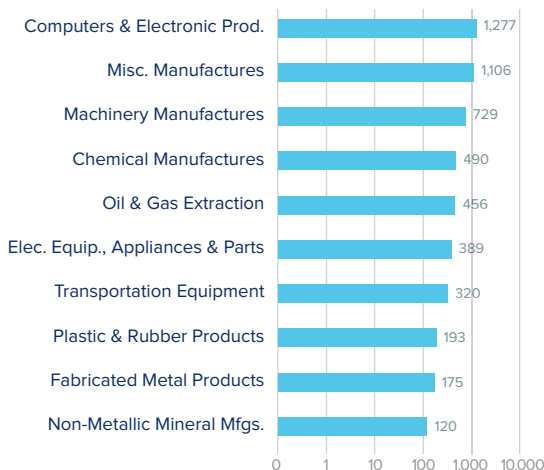
**\$5.7 bn**

Computers & electronic products account for almost one-quarter of Minnesota's exports to Europe.

### Top European Export Markets, 2022

Country	Exports (\$ millions)
Germany	897
Netherlands	771
Belgium	727
Ireland	589
United Kingdom	571

### Top Ten Exports to Europe, 2022 (\$ millions)



## Minnesota Goods Imports from Europe, 2022

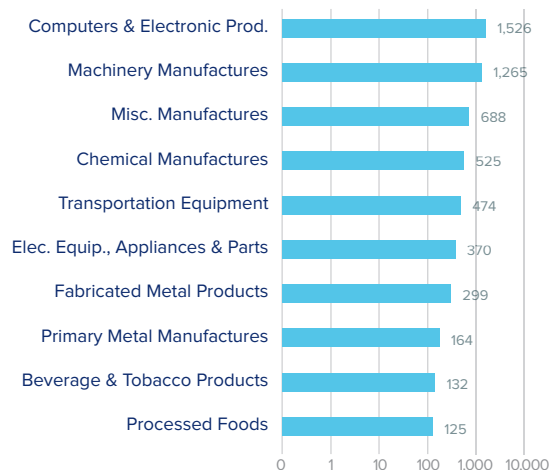
**\$6.3 bn**

Computers & electronic products were also the state's top import category from Europe, followed by machinery.

### Top European Import Markets, 2022

Country	Imports (\$ millions)
Germany	1,476
Ireland	1,226
Italy	624
United Kingdom	520
France	516

### Top Ten Imports from Europe, 2022 (\$ millions)



Sources: Bureau of Economic Analysis; U.S. Census Bureau; U.S. Department of Commerce; SelectUSA.