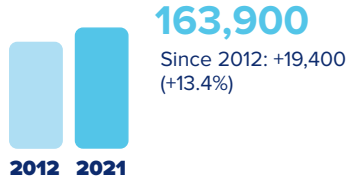


  **Massachusetts and Europe**



Employment within Massachusetts, 2021

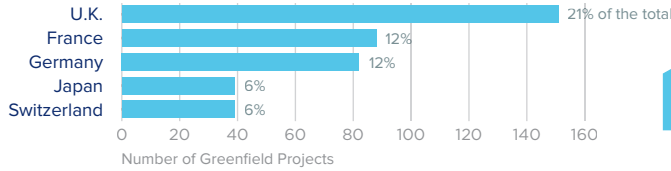
Country	Employment
United Kingdom	46,400
Netherlands	34,200
France	25,800
Japan	24,300
Canada	23,800

On a country basis, U.K. companies operating in Massachusetts represented 20% of total foreign affiliate employment in Massachusetts, with U.K. multinationals supporting approximately 8,400 more jobs in 2021 than in 2012.

Jobs directly supported by European investment. Total European-related jobs are likely to be higher, because these figures do not include jobs created by trade flows, indirect employment effects through distributors or suppliers, or via non-equity arrangements such as strategic alliances, joint ventures, or other deals.



Sources of Greenfield Foreign Direct Investment (FDI)



Number of projects does not directly translate to value of projects or jobs added. Greenfield FDI is investment in new assets. Greenfield projects listed on the right hand side are Greenfield projects in the state from all countries.



Massachusetts Goods Exports to Europe, 2022

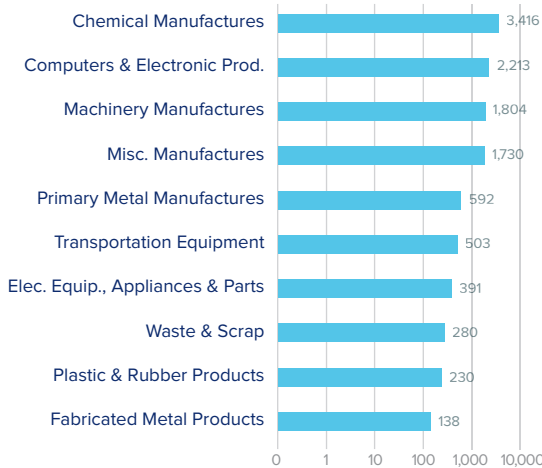
\$11.8 bn

Chemicals and computers & electronic products were the top exports to Europe, followed by machinery.

Top European Export Markets, 2022

Country	Exports (\$ millions)
Germany	2,167
Netherlands	2,054
France	1,146
United Kingdom	1,088
Switzerland	945

Top Ten Exports to Europe, 2022 (\$ millions)



Massachusetts Goods Imports from Europe, 2022

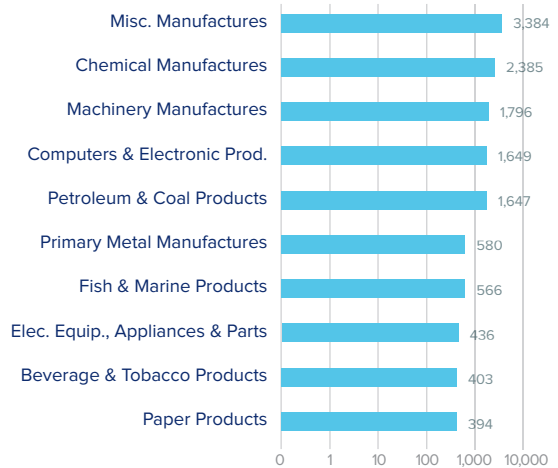
\$15.8 bn

Key imports from Europe include miscellaneous manufactured products, chemicals and machinery.

Top European Import Markets, 2022

Country	Imports (\$ millions)
United Kingdom	3,064
Ireland	2,730
Germany	2,490
Italy	1,173
Switzerland	1,061

Top Ten Imports from Europe, 2022 (\$ millions)



Sources: Bureau of Economic Analysis; U.S. Census Bureau; U.S. Department of Commerce; SelectUSA.