

Luxembourg and the United States

United States in Luxembourg

28,987



Luxembourg in the United States

45,288

Jobs directly supported by majority-owned affiliates. Estimates for 2022. Total U.S.-related jobs are likely to be higher, because these figures do not include jobs created by trade flows, indirect employment effects through distributors or suppliers, or via non-equity arrangements such as strategic alliances, joint ventures, or other deals.

\$605.3 bn

Foreign Direct Investment (FDI), 2022

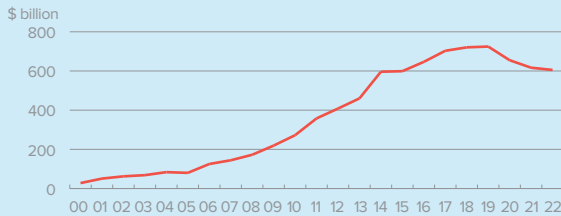
Investment between the U.S. and Luxembourg is skewed in favor of Luxembourg. Estimated U.S. foreign affiliate sales in Luxembourg were about five times greater than sales of Luxembourg affiliates in the U.S. Foreign direct investment and employment by Luxembourg firms in the U.S. have somewhat fluctuated over the past decade. In 2010, employment reached a peak of 38,300 workers, then fell to as low as 5,200 workers in 2016, and has since recovered to an estimated 44,400 workers in 2022. U.S. affiliates in Luxembourg generated around \$6.6 billion in value in 2022 compared to \$4.5 billion in value added by affiliates from Luxembourg in the U.S.



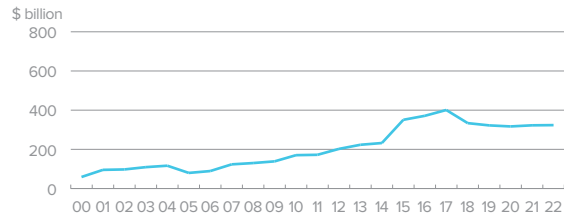
\$323.7 bn

Foreign Direct Investment (FDI), 2022

U.S. FDI Position in Luxembourg



Luxembourg FDI Position in the U.S.



Foreign direct investment position, historic-cost basis, 2000-2021.

\$1.7 bn

U.S. Goods Exports to Luxembourg, 2022

2.6% The U.S. supplied 2.6% of Luxembourg's total imports... **25.8%** ...but the U.S. share increases to 25.8% when intra-EU trade is excluded from the total.

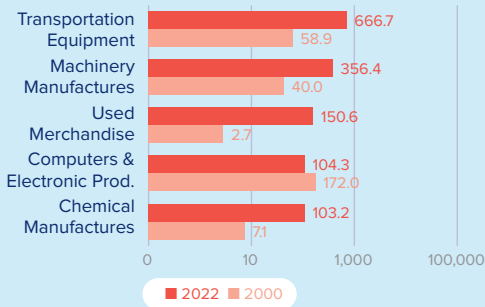


\$0.7 bn

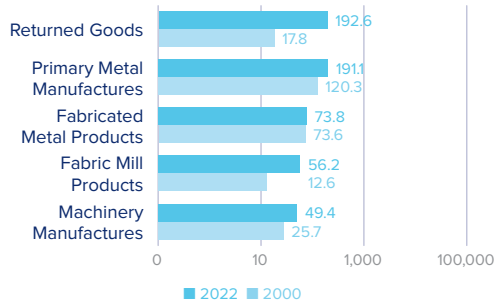
U.S. Goods Imports from Luxembourg, 2022

3.1% The U.S. received 3.1% of the total goods Luxembourg exported to the world... **16.0%** ...but the U.S. share increases to 16.0% when intra-EU trade is excluded from the total.

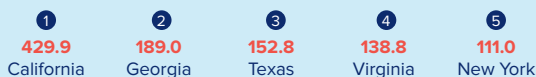
Top Five U.S. Goods Exports to Luxembourg (\$millions)



Top Five U.S. Goods Imports from Luxembourg (\$millions)



Top State Exporters of Goods to Luxembourg (\$millions)



Top State Importers of Goods from Luxembourg (\$millions)



\$9.8 bn

U.S. Services Exports to Luxembourg, 2022



\$2.5 bn

U.S. Services Imports from Luxembourg, 2022

Sources: Bureau of Economic Analysis; U.S. Commerce Department; International Monetary Fund; Office of Trade and Economic Analysis.