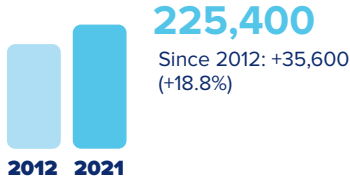


 **Illinois and Europe**



**Employment within Illinois, 2021**

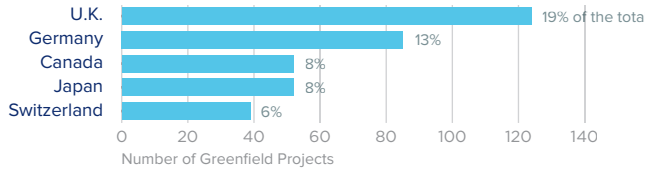
Country	Employment
Japan	58,500
United Kingdom	57,000
Germany	46,800
Canada	39,300
France	33,000

On a country basis, U.K. companies operating in Illinois represented 15% of total foreign affiliate employment in Illinois, with U.K. multinationals supporting approximately 1,500 fewer jobs in 2021 than in 2012.

Jobs directly supported by European investment. Total European-related jobs are likely to be higher, because these figures do not include jobs created by trade flows, indirect employment effects through distributors or suppliers, or via non-equity arrangements such as strategic alliances, joint ventures, or other deals.



**Sources of Greenfield Foreign Direct Investment (FDI)**



Number of projects does not directly translate to value of projects or jobs added. Greenfield FDI is investment in new assets. Greenfield projects listed on the right hand side are Greenfield projects in the state from all countries.



**Illinois Goods Exports to Europe, 2022**

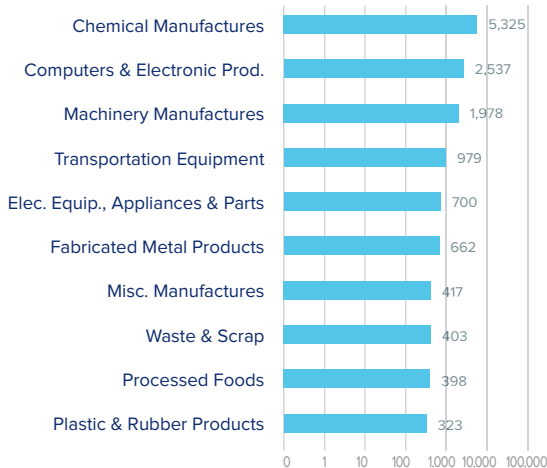
**\$15.0 bn**

Chemicals and computers & electronic products were top exports, followed by machinery and transportation equipment.

**Top European Export Markets, 2022**

Country	Exports (\$ millions)
Germany	4,283
Netherlands	2,064
United Kingdom	1,942
France	1,088
Belgium	1,064

**Top Ten Exports to Europe, 2022 (\$ millions)**



**Illinois Goods Imports from Europe, 2022**

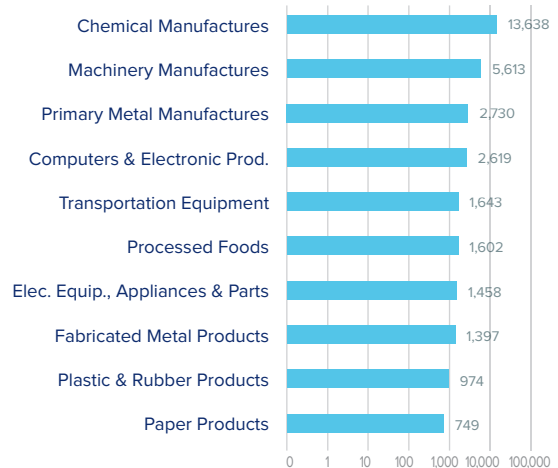
**\$42.0 bn**

Chemicals, machinery and metals were the state's top imports from Europe.

**Top European Import Markets, 2022**

Country	Imports (\$ millions)
Germany	12,634
Netherlands	6,379
Italy	3,541
United Kingdom	3,136
Ireland	3,034

**Top Ten Imports from Europe, 2022 (\$ millions)**



Sources: Bureau of Economic Analysis; U.S. Census Bureau; U.S. Department of Commerce; SelectUSA.