

# Greece and the United States

## United States in Greece

18,786



Jobs

## Greece in the United States

3,774

Jobs directly supported by majority-owned affiliates. Estimates for 2022. Total U.S.-related jobs are likely to be higher, because these figures do not include jobs created by trade flows, indirect employment effects through distributors or suppliers, or via non-equity arrangements such as strategic alliances, joint ventures, or other deals.

\$2.2 bn



Investment

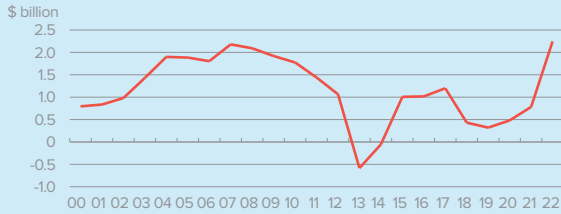
### Foreign Direct Investment (FDI), 2022

Greece's investment ties with the U.S. have recently rebounded, with America's foreign direct investment position in Greece reaching \$2.2 billion in 2022 from just over \$300 million in 2019. Meanwhile, Greece's FDI position in the U.S. has remained relatively flat over the past few years. Estimated U.S. affiliate sales in Greece of \$7.2 billion were more than three times greater than sales of Greek affiliates in the U.S. (\$2.1 billion) Similarly, U.S. affiliates in Greece added an estimated \$2.7 billion in value in 2022, compared to \$594 million in value added by Greek affiliates in the U.S.

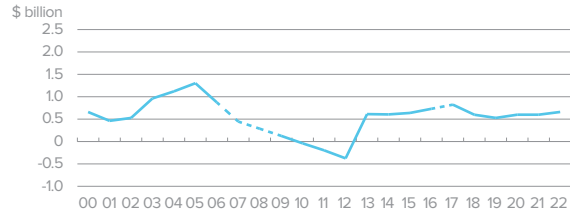
\$660 m

### Foreign Direct Investment (FDI), 2022

#### U.S. FDI Position in Greece



#### Greece FDI Position in the U.S.



Foreign direct investment position, historic-cost basis, 2000-2022.

Note: Dotted line indicates that data has been suppressed for a particular year to avoid disclosure of individual company data.

Negative FDI positions can occur when the loans from the affiliate to the parent company exceed the equity and debt investments from the parent to the affiliate, or if a foreign affiliate incurs sufficiently large losses.

\$2.4 bn



Trade in Goods

### U.S. Goods Exports to Greece, 2022

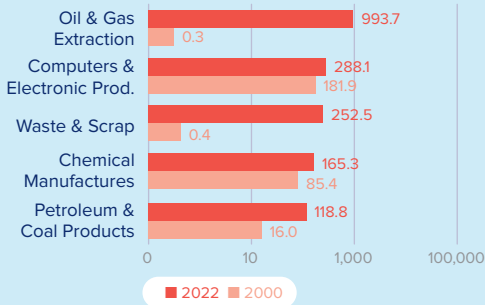
3.7% The U.S. supplied 3.7% of Greece's total imports...  
6.5% ...but the U.S. share increases to 6.5% when intra-EU trade is excluded from the total.

\$2.3 bn

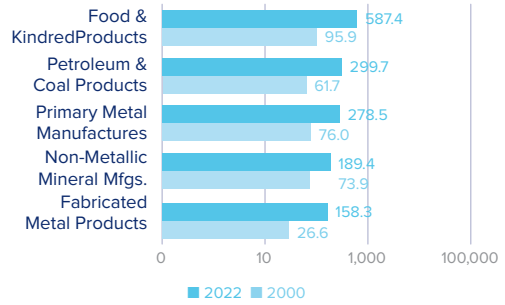
### U.S. Goods Imports from Greece, 2022

4.1% The U.S. received 4.1% of the total goods Greece exported to the world...  
9.1% ...but the U.S. share increases to 9.1% when intra-EU trade is excluded from the total.

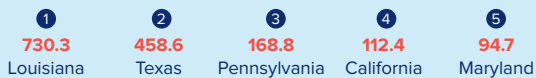
#### Top Five U.S. Goods Exports to Greece (\$millions)



#### Top Five U.S. Goods Imports from Greece (\$millions)



#### Top State Exporters of Goods to Greece (\$millions)



#### Top State Importers of Goods from Greece (\$millions)



\$1.6 bn



Trade in Services

### U.S. Services Exports to Greece, 2022

\$5.2 bn

### U.S. Services Imports from Greece, 2022

Sources: Bureau of Economic Analysis; U.S. Commerce Department; International Monetary Fund; Office of Trade and Economic Analysis.