

France and the United States

United States in France

490,557



France in the United States

756,024

Jobs directly supported by majority-owned affiliates. Estimates for 2022. Total U.S.-related jobs are likely to be higher, because these figures do not include jobs created by trade flows, indirect employment effects through distributors or suppliers, or via non-equity arrangements such as strategic alliances, joint ventures, or other deals.

\$112.0 bn

Foreign Direct Investment (FDI), 2022

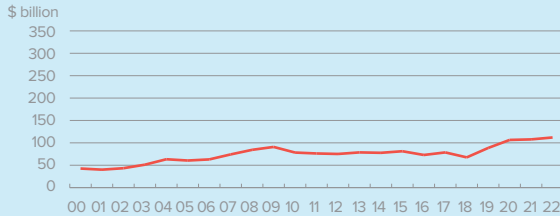


\$297.6 bn

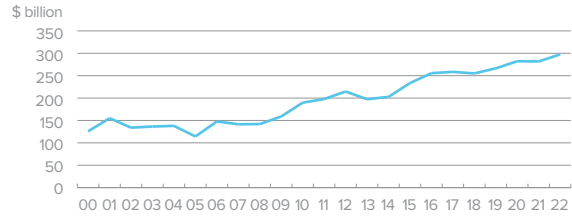
Foreign Direct Investment (FDI), 2022

U.S. investment in France was just over a third of the total value of French investment in the U.S. in 2022. The U.S. is a significant market for French firms, with U.S. affiliates of French firms recording an estimated \$344 billion in sales during 2022. The manufacturing sector makes up about 52% of French FDI in the U.S., followed by financial institutions & wholesale trade. In terms of jobs, U.S. and French affiliates combined employed an estimated 1.2 million workers in 2022. French affiliates in the U.S. added an estimated \$96 billion in value in 2022, compared to \$58 billion in value added by U.S. affiliates in France.

U.S. FDI Position in France



France FDI Position in the U.S.



Foreign direct investment position, historic-cost basis, 2000-2022.

\$46.0 bn

U.S. Goods Exports to France, 2022



6.9% The U.S. supplied 6.9% of France's total imports...

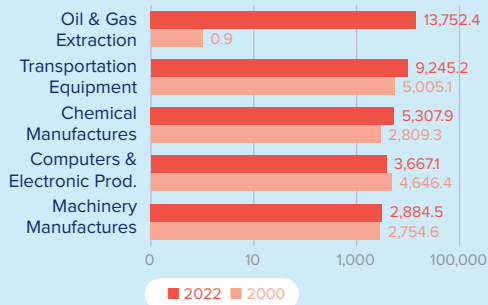
18.0% ...but the U.S. share increases to 18.0% when intra-EU trade is excluded from the total.

U.S. Goods Imports from France, 2022

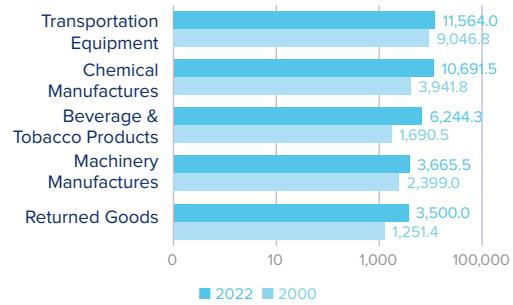
8.1% The U.S. received 8.1% of the total goods France exported to the world...

18.6% ...but the U.S. share increases to 18.6% when intra-EU trade is excluded from the total.

Top Five U.S. Goods Exports to France (\$millions)



Top Five U.S. Goods Imports from France (\$millions)



Top State Exporters of Goods to France (\$millions)



Top State Importers of Goods from France (\$millions)



\$22.4 bn

U.S. Services Exports to France, 2022



\$26.7 bn

U.S. Services Imports from France, 2022

Sources: Bureau of Economic Analysis; U.S. Commerce Department; International Monetary Fund; Office of Trade and Economic Analysis.