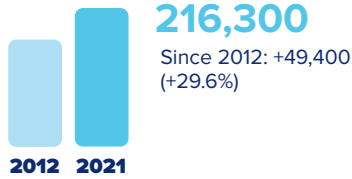


Florida and Europe



Employment within Florida, 2021

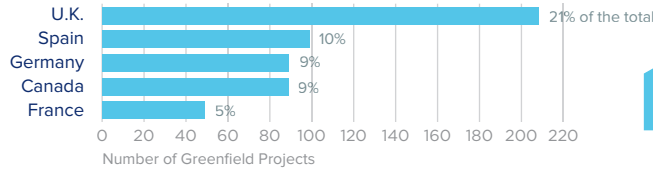
Country	Employment
United Kingdom	67,500
Canada	62,500
Germany	37,300
France	33,000
Japan	21,600

On a country basis, U.K. companies operating in Florida represented 19% of total foreign affiliate employment in Florida, with U.K. multinationals supporting approximately 21,000 more jobs in 2021 than in 2012.

Jobs directly supported by European investment. Total European-related jobs are likely to be higher, because these figures do not include jobs created by trade flows, indirect employment effects through distributors or suppliers, or via non-equity arrangements such as strategic alliances, joint ventures, or other deals.



Sources of Greenfield Foreign Direct Investment (FDI)



Number of projects does not directly translate to value of projects or jobs added. Greenfield FDI is investment in new assets. Greenfield projects listed on the right hand side are Greenfield projects in the state from all countries.



Florida Goods Exports to Europe, 2022

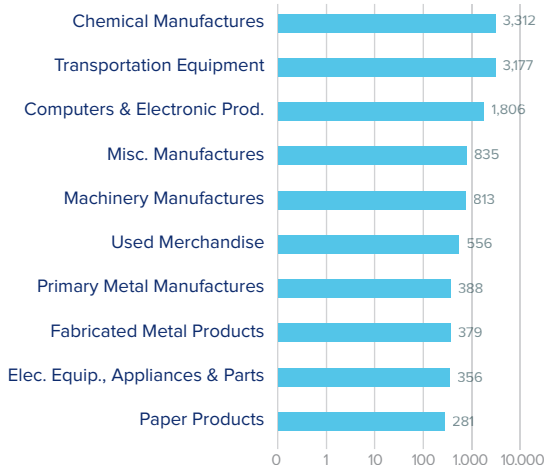
\$13.1 bn

Chemicals account for about 25% of Florida's total exports to Europe.

Top European Export Markets, 2022

Country	Exports (\$ millions)
United Kingdom	3,863
Germany	1,805
Netherlands	1,359
France	1,182
Italy	973

Top Ten Exports to Europe, 2022 (\$ millions)



Florida Goods Imports from Europe, 2022

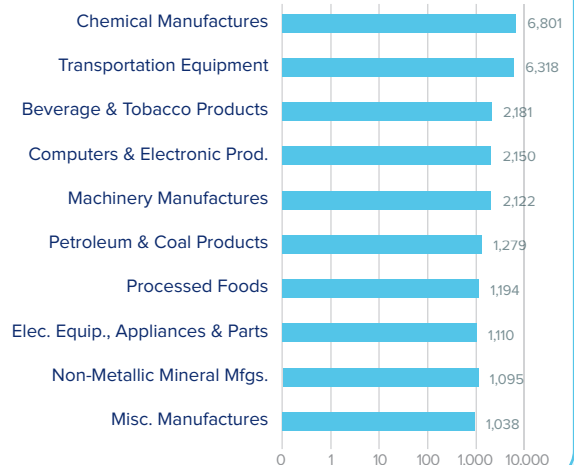
\$32.4 bn

Florida's imports from Europe are concentrated in chemicals and transportation equipment, representing a 21% and 20% share of the state's total imports from Europe, respectively.

Top European Import Markets, 2022

Country	Imports (\$ millions)
Ireland	5,551
Germany	5,136
France	4,530
Italy	3,480
United Kingdom	2,709

Top Ten Imports from Europe, 2022 (\$ millions)



Sources: Bureau of Economic Analysis; U.S. Census Bureau; U.S. Department of Commerce; SelectUSA.