



Czech Republic and the United States

United States in the Czech Republic

74,235



Czech Republic in the United States

102

Jobs directly supported by majority-owned affiliates. Estimates for 2022. Total U.S.-related jobs are likely to be higher, because these figures do not include jobs created by trade flows, indirect employment effects through distributors or suppliers, or via non-equity arrangements such as strategic alliances, joint ventures, or other deals.

\$5.4 bn



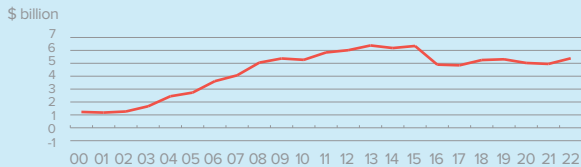
Foreign Direct Investment (FDI), 2022

America's investment base in the Czech Republic has rebounded in recent years from a relative trough of \$4.8 billion in 2017 to \$5.4 billion in 2022. Czech Republic FDI in the U.S. rose in 2022 but remains comparatively low at almost \$800 million. Similarly, affiliate employment by U.S. multinationals in the Czech Republic was much larger than that of Czech firms in the U.S. Total sales of U.S. foreign affiliates in the Czech Republic were an estimated \$17.4 billion in 2022. U.S. affiliates in the Czech Republic added an estimated \$5.6 billion in value in 2022.

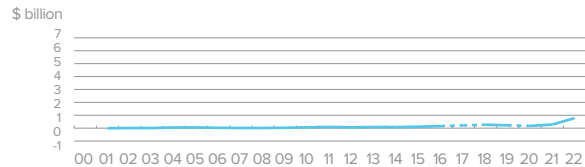
\$777 m

Foreign Direct Investment (FDI), 2022

U.S. FDI Position in the Czech Republic



Czech Republic FDI Position in the U.S.



Foreign direct investment position, historic-cost basis, 2000-2022.

\$3.8 bn

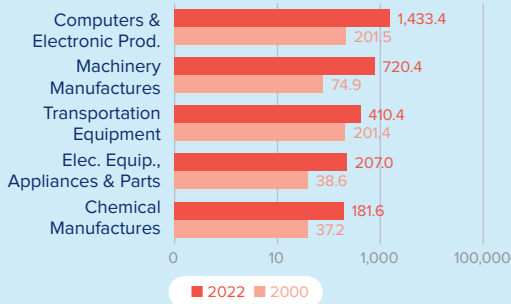


U.S. Goods Exports to the Czech Republic, 2022

1.6% The U.S. supplied 1.6% of the Czech Republic's total imports...

5.8% ...but the U.S. share increases to 5.8% when intra-EU trade is excluded from the total.

Top Five U.S. Goods Exports to the Czech Republic (\$millions)



Top State Exporters of Goods to the Czech Republic (\$millions)



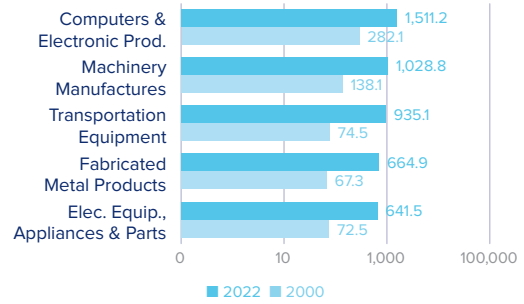
\$7.5 bn

U.S. Goods Imports from the Czech Republic, 2022

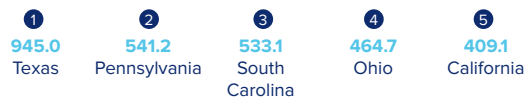
2.5% The U.S. received 2.5% of the total goods the Czech Republic exported to the world...

13.7% ...but the U.S. share increases to 13.7% when intra-EU trade is excluded from the total.

Top Five U.S. Goods Imports from the Czech Republic (\$millions)



Top State Importers of Goods from the Czech Republic (\$millions)



\$1.3 bn



U.S. Services Exports to the Czech Republic, 2022

\$1.4 bn

U.S. Services Imports from the Czech Republic, 2022

Sources: Bureau of Economic Analysis; U.S. Commerce Department; International Monetary Fund; Office of Trade and Economic Analysis.