



Cyprus and the United States

United States in Cyprus

1,919



Jobs

Cyprus in the United States

3,060

Jobs directly supported by majority-owned affiliates. Estimates for 2022. Total U.S.-related jobs are likely to be higher, because these figures do not include jobs created by trade flows, indirect employment effects through distributors or suppliers, or via non-equity arrangements such as strategic alliances, joint ventures, or other deals.

\$10.4 bn

Foreign Direct Investment (FDI), 2022



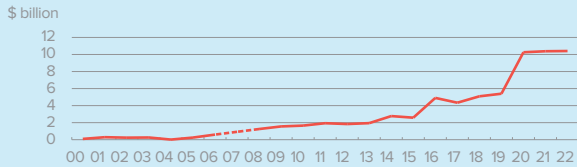
Investment

\$433 m

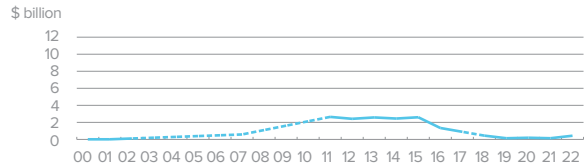
Foreign Direct Investment (FDI), 2022

U.S. investment in Cyprus has risen over the past few years, in part due to the country's relatively low corporate tax rate. In 2022, FDI stood at over \$10 billion. Cyprus's FDI in the U.S., meanwhile, has fallen to low levels last seen approximately two decades ago. However, Cyprus-based companies continued to support more jobs in the U.S. than American corporations supported in Cyprus. Affiliates from Cyprus in the U.S. added an estimated \$145 million in value in 2022. Foreign sales of U.S. affiliates reached \$2.9 billion according to 2022 estimates.

U.S. FDI Position in Cyprus



Cyprus FDI Position in the U.S.



Foreign direct investment position, historic-cost basis, 2000-2022.

Note: Dotted line indicates that data has been suppressed for a particular year to avoid disclosure of individual company data. Negative FDI positions can occur when the loans from the affiliate to the parent company exceed the equity and debt investments from the parent to the affiliate, or if a foreign affiliate incurs sufficiently large losses.

\$123 m

U.S. Goods Exports to Cyprus, 2022



Trade in Goods

\$73 m

U.S. Goods Imports from Cyprus, 2022

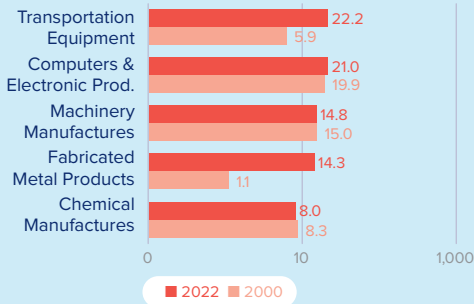
0.8% The U.S. supplied 0.8% of Cyprus's total imports...

2.1% ...but the U.S. share increases to 2.1% when intra-EU trade is excluded from the total.

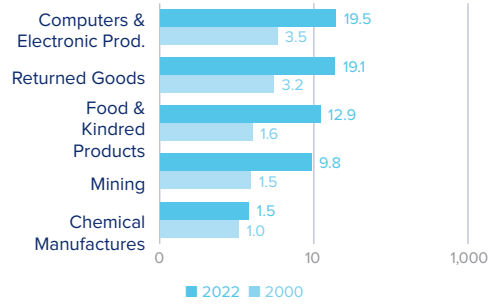
2.7% The U.S. received 2.7% of the total goods Cyprus exported to the world...

3.6% ...but the U.S. share increases to 3.6% when intra-EU trade is excluded from the total.

Top Five U.S. Goods Exports to Cyprus (\$millions)



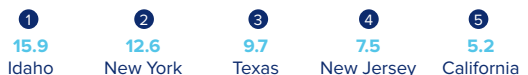
Top Five U.S. Goods Imports from Cyprus (\$millions)



Top State Exporters of Goods to Cyprus (\$millions)



Top State Importers of Goods from Cyprus (\$millions)



\$1.1 bn

U.S. Services Exports to Cyprus, 2022



Trade in Services

\$2.1 bn

U.S. Services Imports from Cyprus, 2022

Sources: Bureau of Economic Analysis; U.S. Commerce Department; International Monetary Fund; Office of Trade and Economic Analysis.