

Bulgaria and the United States

United States in Bulgaria

10,908



Bulgaria in the United States

306

Jobs directly supported by majority-owned affiliates. Estimates for 2022. Total U.S.-related jobs are likely to be higher, because these figures do not include jobs created by trade flows, indirect employment effects through distributors or suppliers, or via non-equity arrangements such as strategic alliances, joint ventures, or other deals.

\$514 m

Foreign Direct Investment (FDI), 2022

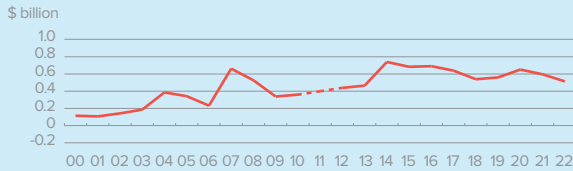


\$102 m

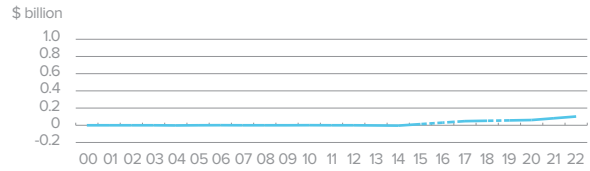
Foreign Direct Investment (FDI), 2022

America's investment base in Bulgaria is relatively small, and estimates suggest that foreign affiliate sales totaled just \$2.9 billion in 2022. U.S. affiliates in Bulgaria employed nearly 11,000 workers in 2022, significantly more than Bulgarian firms employed in the U.S. U.S. affiliates in Bulgaria added \$1.3 billion in value according to 2022 estimates. U.S. direct investment in Bulgaria has declined since 2020 but stood above \$500 million in 2022.

U.S. FDI Position in Bulgaria



Bulgaria FDI Position in the U.S.



Foreign direct investment position, historic-cost basis, 2000-2022.

Note: Dotted line indicates that data has been suppressed for a particular year to avoid disclosure of individual company data.

\$531 m

U.S. Goods Exports to Bulgaria, 2022

1.4% The U.S. supplied 1.4% of Bulgaria's total imports...

3.2% ...but the U.S. share increases to 3.2% when intra-EU trade is excluded from the total.



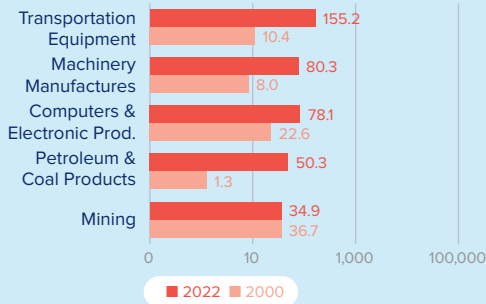
\$1.5 bn

U.S. Goods Imports from Bulgaria, 2022

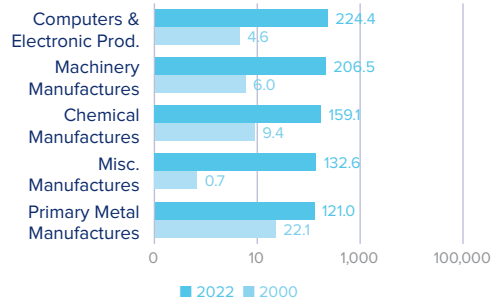
2.3% The U.S. received 2.3% of the total goods Bulgaria exported to the world...

6.6% ...but the U.S. share increases to 6.6% when intra-EU trade is excluded from the total.

Top Five U.S. Goods Exports to Bulgaria (\$millions)



Top Five U.S. Goods Imports from Bulgaria (\$millions)



Top State Exporters of Goods to Bulgaria (\$millions)



Top State Importers of Goods from Bulgaria (\$millions)



\$381 m

U.S. Services Exports to Bulgaria, 2022



\$496 m

U.S. Services Imports from Bulgaria, 2022

Sources: Bureau of Economic Analysis; U.S. Commerce Department; International Monetary Fund; Office of Trade and Economic Analysis.