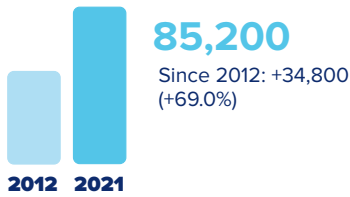


## Arizona and Europe



### Employment within Arizona, 2021

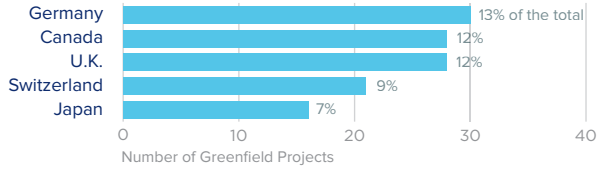
| Country        | Employment |
|----------------|------------|
| United Kingdom | 29,900     |
| Canada         | 22,300     |
| France         | 13,400     |
| Germany        | 12,700     |
| Japan          | 12,500     |

On a country basis, U.K. companies operating in Arizona represented 21% of total foreign affiliate employment in Arizona, with U.K. multinationals supporting approximately 16,200 more jobs in 2021 than in 2012.

Jobs directly supported by European investment. Total European-related jobs are likely to be higher, because these figures do not include jobs created by trade flows, indirect employment effects through distributors or suppliers, or via non-equity arrangements such as strategic alliances, joint ventures, or other deals.



### Sources of Greenfield Foreign Direct Investment (FDI)



Number of projects does not directly translate to value of projects or jobs added. Greenfield FDI is investment in new assets. Greenfield projects listed on the right hand side are Greenfield projects in the state from all countries.



### Arizona Goods Exports to Europe, 2022

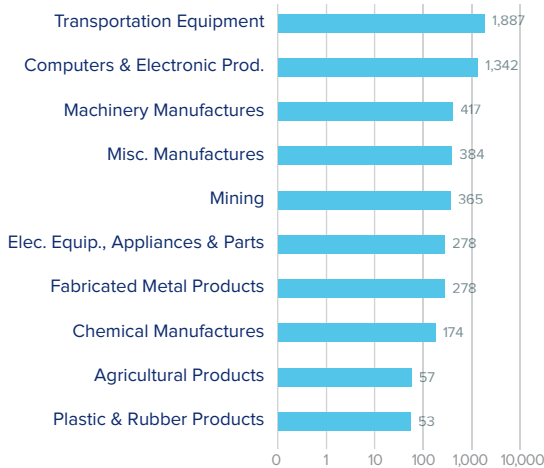
**\$5.6 bn**

About two thirds of the state's exports to Europe consists of transportation equipment and computers & electronic products.

#### Top European Export Markets, 2022

| Country        | Exports (\$ millions) |
|----------------|-----------------------|
| Netherlands    | 1,135                 |
| United Kingdom | 788                   |
| Ireland        | 696                   |
| Germany        | 684                   |
| France         | 636                   |

#### Top Ten Exports to Europe, 2022 (\$ millions)



### Arizona Goods Imports from Europe, 2022

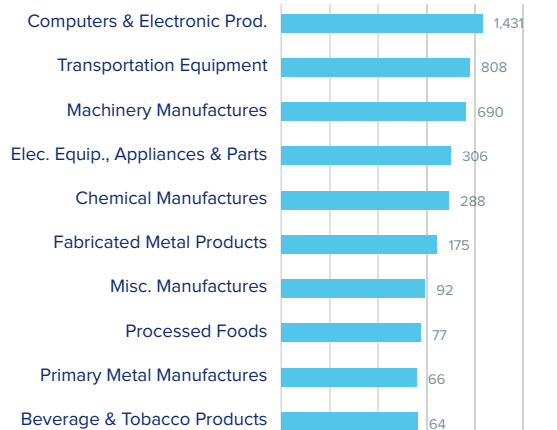
**\$5.1 bn**

Arizona's largest merchandise imports from Europe were computers & electronic products and transportation equipment, which combined represent almost half of the state's total imports from Europe.

#### Top European Import Markets, 2022

| Country        | Imports (\$ millions) |
|----------------|-----------------------|
| Germany        | 1,136                 |
| Italy          | 659                   |
| United Kingdom | 649                   |
| France         | 454                   |
| Spain          | 423                   |

#### Top Ten Imports from Europe, 2022 (\$ millions)



Sources: Bureau of Economic Analysis; U.S. Census Bureau; U.S. Department of Commerce; SelectUSA.