

## Alabama and Europe



**52,900**

Since 2012: +6,600 (+14.3%)



European companies account for **44%** of foreign affiliate jobs

### Employment within Alabama, 2021

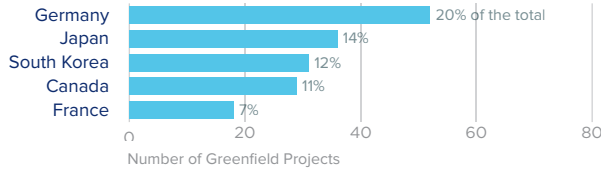
| Country        | Employment |
|----------------|------------|
| Japan          | 21,500     |
| Germany        | 15,900     |
| Canada         | 15,800     |
| United Kingdom | 12,100     |
| France         | 8,300      |

On a country basis, German companies operating in Alabama represented 13% of total foreign affiliate employment in Alabama, with German multinationals supporting approximately 4,700 more jobs in 2021 than in 2012.

Jobs directly supported by European investment. Total European-related jobs are likely to be higher, because these figures do not include jobs created by trade flows, indirect employment effects through distributors or suppliers, or via non-equity arrangements such as strategic alliances, joint ventures, or other deals.



### Sources of Greenfield Foreign Direct Investment (FDI)



**260**  
Greenfield Projects  
(July 2013 - June 2023)

Number of projects does not directly translate to value of projects or jobs added. Greenfield FDI is investment in new assets. Greenfield projects listed on the right hand side are Greenfield projects in the state from all countries.



### Alabama Goods Exports to Europe, 2022

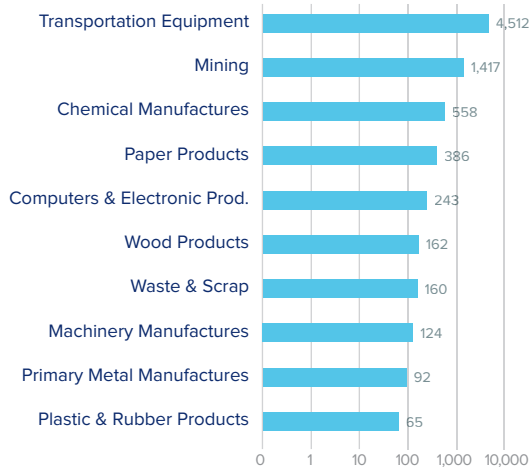
**\$8.0 bn**

56% of total exports from Alabama to Europe was transportation equipment, reflecting the state's linkages with European auto manufacturers.

#### Top European Export Markets, 2022

| Country        | Exports (\$ millions) |
|----------------|-----------------------|
| Germany        | 4,342                 |
| United Kingdom | 541                   |
| Belgium        | 541                   |
| France         | 371                   |
| Austria        | 364                   |

#### Top Ten Exports to Europe, 2022 (\$ millions)



### Alabama Goods Imports from Europe, 2022

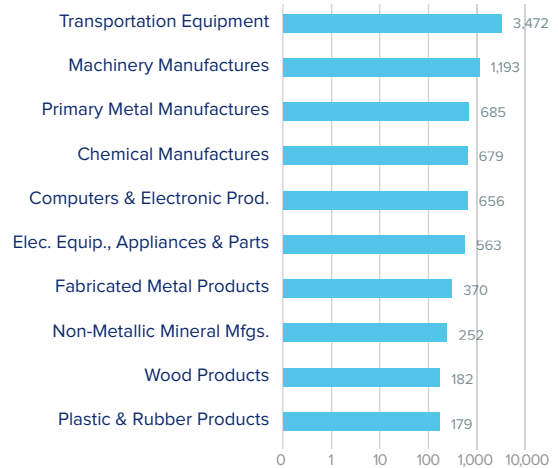
**\$8.8 bn**

Transportation equipment and machinery manufactures were the top product imports from Europe.

#### Top European Import Markets, 2022

| Country        | Imports (\$ millions) |
|----------------|-----------------------|
| Germany        | 4,365                 |
| France         | 820                   |
| United Kingdom | 546                   |
| Italy          | 408                   |
| Russia         | 290                   |

#### Top Ten Imports from Europe, 2022 (\$ millions)



Sources: Bureau of Economic Analysis; U.S. Census Bureau; U.S. Department of Commerce; SelectUSA.