

# United Kingdom and the United States

## United States in the United Kingdom

1,341,280



## United Kingdom in the United States

1,247,256

Jobs directly supported by majority-owned affiliates. Estimates for 2022. Total U.S.-related jobs are likely to be higher, because these figures do not include jobs created by trade flows, indirect employment effects through distributors or suppliers, or via non-equity arrangements such as strategic alliances, joint ventures, or other deals.

\$1.1 tn

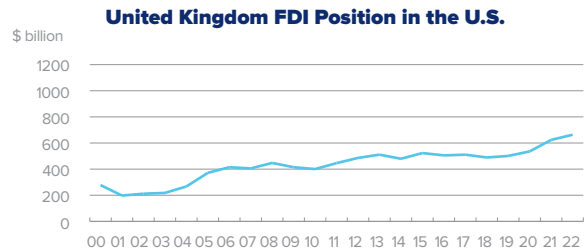
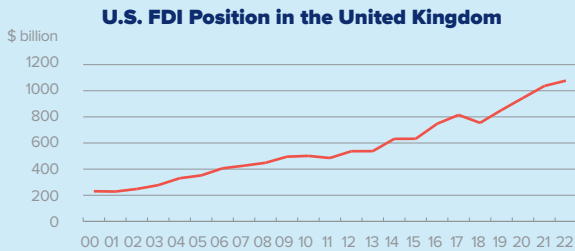
### Foreign Direct Investment (FDI), 2022

In terms of the U.S.-U.K. investment balance, the U.S. had a larger cross-border impact in 2022. U.S. foreign direct investment in the United Kingdom totaled a record \$1.1 trillion in 2022, and the U.K.'s foreign direct investment in the U.S. rose to over \$660 billion. Estimated sales of American and U.K. affiliates in each other's markets were a combined \$1.4 trillion in 2022. According to estimates for 2022, U.S. affiliates employed over 1.3 million workers in the U.K. while U.K. affiliates employed more than 1.2 million Americans. Value added by U.S. affiliates in the U.K. and by U.K. affiliates in the U.S. was similarly on par, adding \$201 billion and \$180 billion in value, respectively.



\$663.4 bn

### Foreign Direct Investment (FDI), 2022



Foreign direct investment position, historic-cost basis, 2000-2022.

\$76.2 bn

### U.S. Goods Exports to the United Kingdom, 2022

12.0% The U.S. supplied 12.0% of the United Kingdom's total imports...

19.4% ... but the U.S. share increases to 19.4% when trade with the EU is excluded from the total.



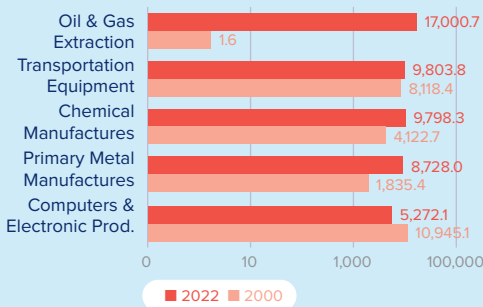
\$64.0 bn

### U.S. Goods Imports from the United Kingdom, 2022

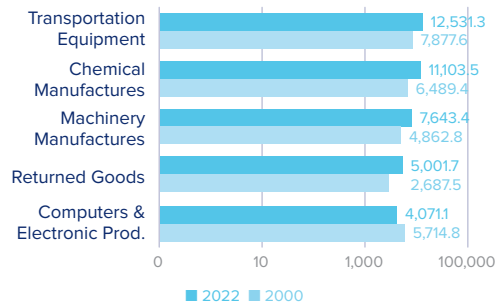
12.1% The U.S. received 12.1% of the total goods the United Kingdom exported to the world...

21.4% ... but the U.S. share increases to 21.4% when trade with the EU is excluded from the total.

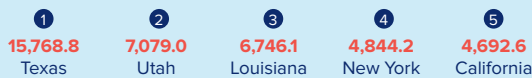
#### Top Five U.S. Goods Exports to the United Kingdom (\$millions)



#### Top Five U.S. Goods Imports from the United Kingdom (\$millions)



#### Top State Exporters of Goods to the United Kingdom (\$millions)



#### Top State Importers of Goods from the United Kingdom (\$millions)



\$82.0 bn

### U.S. Services Exports to the United Kingdom, 2022



\$73.5 bn

### U.S. Services Imports from the United Kingdom, 2022

Sources: Bureau of Economic Analysis; U.S. Commerce Department; International Monetary Fund; Office of Trade and Economic Analysis.