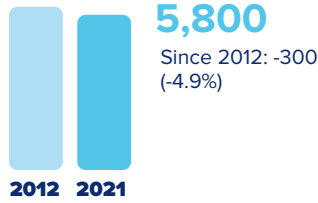


South Dakota and Europe



Employment within South Dakota, 2021

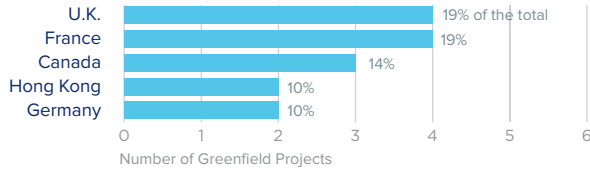
Country	Employment
Canada	3,200
France	1,900
United Kingdom	1,400
Germany	1,300
Japan	400

On a country basis, French companies operating in South Dakota represented 13% of total foreign affiliate employment in South Dakota, with French multinationals supporting approximately 900 more jobs in 2021 than in 2012.

Jobs directly supported by European investment. Total European-related jobs are likely to be higher, because these figures do not include jobs created by trade flows, indirect employment effects through distributors or suppliers, or via non-equity arrangements such as strategic alliances, joint ventures, or other deals.



Sources of Greenfield Foreign Direct Investment (FDI)



Number of projects does not directly translate to value of projects or jobs added. Greenfield FDI is investment in new assets. Greenfield projects listed on the right hand side are Greenfield projects in the state from all countries.



South Dakota Goods Exports to Europe, 2022

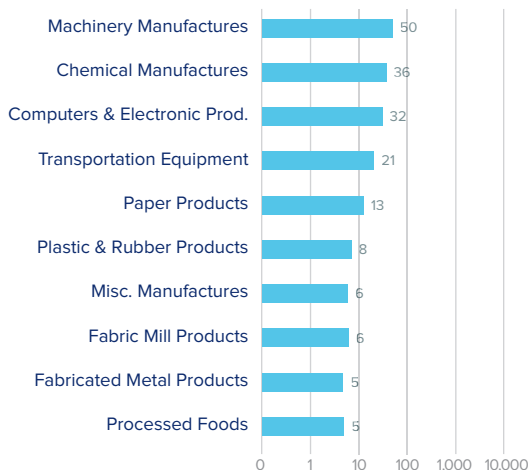
\$200.3 m

Machinery manufactures are the state's top export to Europe.

Top European Export Markets, 2022

Country	Exports (\$ millions)
Belgium	39
Germany	39
Netherlands	21
Norway	18
United Kingdom	15

Top Ten Exports to Europe, 2022 (\$ millions)



South Dakota Goods Imports from Europe, 2022

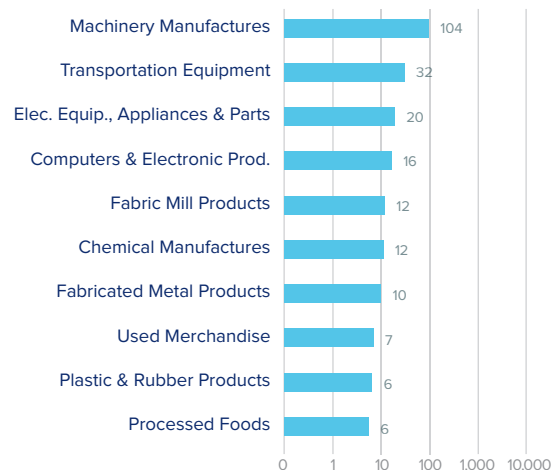
\$249.2 m

Imports are heavily concentrated, with machinery making up 42% of the state's total imports from Europe. The next largest import category was transportation equipment.

Top European Import Markets, 2022

Country	Imports (\$ millions)
Germany	62
Italy	41
France	35
United Kingdom	17
Spain	13

Top Ten Imports from Europe, 2022 (\$ millions)



Sources: Bureau of Economic Analysis; U.S. Census Bureau; U.S. Department of Commerce; SelectUSA.