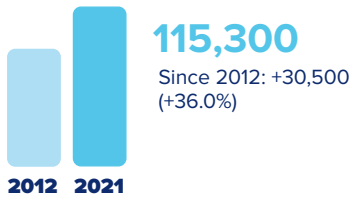


## South Carolina and Europe



### Employment within South Carolina, 2021

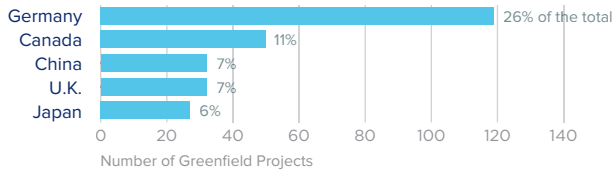
Country	Employment
Germany	38,500
France	23,000
Canada	19,400
Japan	17,900
United Kingdom	15,000

On a country basis, German companies operating in South Carolina represented 23% of total foreign affiliate employment in South Carolina, with German multinationals supporting approximately 16,300 more jobs in 2021 than in 2012.

Jobs directly supported by European investment. Total European-related jobs are likely to be higher, because these figures do not include jobs created by trade flows, indirect employment effects through distributors or suppliers, or via non-equity arrangements such as strategic alliances, joint ventures, or other deals.



### Sources of Greenfield Foreign Direct Investment (FDI)



Number of projects does not directly translate to value of projects or jobs added. Greenfield FDI is investment in new assets. Greenfield projects listed on the right hand side are Greenfield projects in the state from all countries.



### South Carolina Goods Exports to Europe, 2022

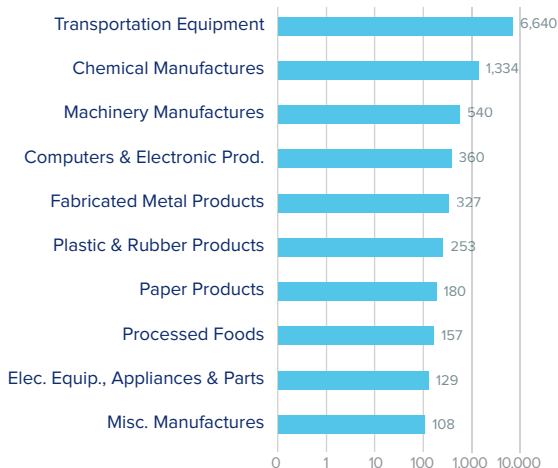
**\$10.4 bn**

64% of the state's exports consists of transportation equipment, reflecting the state's deep linkages with European auto manufacturers.

#### Top European Export Markets, 2022

Country	Exports (\$ millions)
Germany	4,417
Belgium	1,636
United Kingdom	1,530
Netherlands	686
France	371

#### Top Ten Exports to Europe, 2022 (\$ millions)



### South Carolina Goods Imports from Europe, 2022

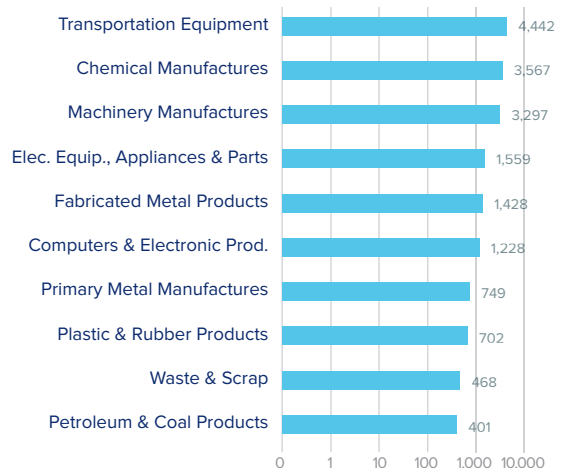
**\$20.6 bn**

Transportation equipment was also the top imported product from Europe, making up 22% of the state's total European imports.

#### Top European Import Markets, 2022

Country	Imports (\$ millions)
Germany	7,766
United Kingdom	1,654
Austria	1,324
France	1,118
Italy	1,012

#### Top Ten Imports from Europe, 2022 (\$ millions)



Sources: Bureau of Economic Analysis; U.S. Census Bureau; U.S. Department of Commerce; SelectUSA.