

Alabama and Europe



Employment within Alabama, 2019

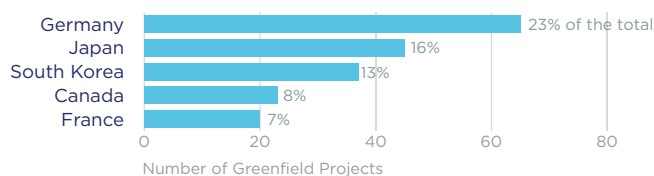
Country	Employment
Japan	20,900
Germany	15,600
Canada	15,200
United Kingdom	14,300
France	8,300

On a country basis, German companies operating in Alabama represented 13% of total foreign affiliate employment in Alabama, with German multinationals supporting approximately 4,400 more jobs in 2019 than in 2012.

Jobs directly supported by European investment. Total European-related jobs are likely to be higher, because these figures do not include jobs created by trade flows, indirect employment effects through distributors or suppliers, or via non-equity arrangements such as strategic alliances, joint ventures, or other deals.



Sources of Greenfield Foreign Direct Investment (FDI)



Number of projects does not directly translate to value of projects or jobs added. Greenfield FDI is investment in new assets. Greenfield projects listed on the right hand side are Greenfield projects in the state from all countries.



Alabama Goods Exports to Europe, 2020

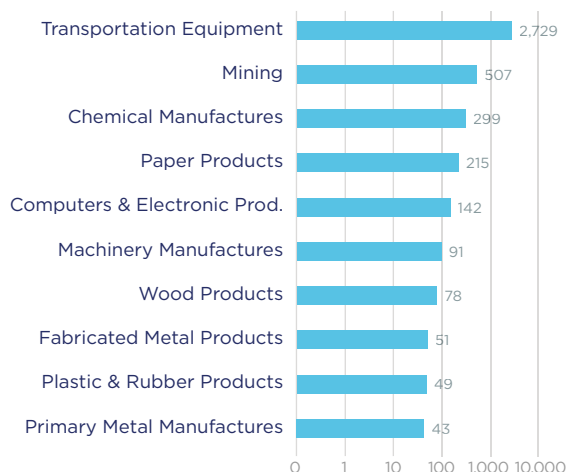
\$4.4 bn

62% of total exports from Alabama to Europe were transportation equipment, reflecting the state's linkages with European auto manufacturers.

Top European Export Markets, 2020

Country	Exports (\$ millions)
Germany	2,237
Belgium	361
United Kingdom	281
Netherlands	253
France	226

Top Ten Exports to Europe, 2020 (\$ millions)



Alabama Goods Imports from Europe, 2020

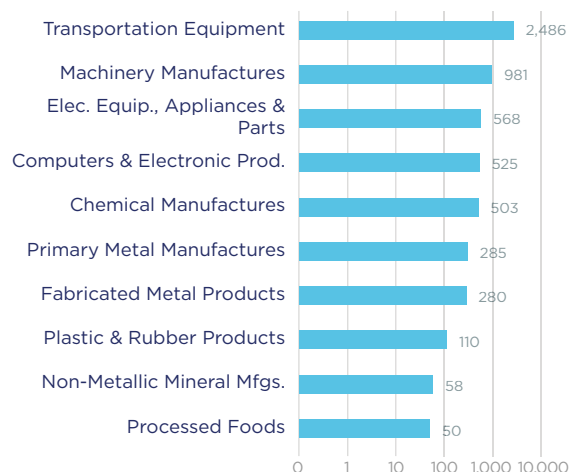
\$6.2 bn

Transportation equipment and machinery manufactures were the top product imports from Europe.

Top European Import Markets, 2020

Country	Imports (\$ millions)
Germany	3,486
United Kingdom	422
France	369
Italy	271
Hungary	176

Top Ten Imports from Europe, 2020 (\$ millions)



Sources: Bureau of Economic Analysis; U.S. Census Bureau; U.S. Department of Commerce; SelectUSA.