


Wyoming and Europe



4,700
Since 2012: -500
(-9.6%)



European companies
account for
61%
of foreign affiliate jobs

Employment within Wyoming, 2019

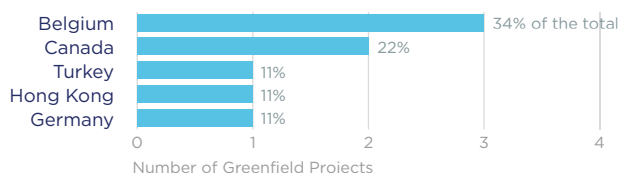
Country	Employment
United Kingdom	2,000
France	900
Canada	800
Switzerland	300
Germany	100

On a country basis, U.K. companies operating in Wyoming represented 26% of total foreign affiliate employment in Wyoming, with U.K. multinationals supporting approximately 300 fewer jobs in 2019 than in 2012.

Jobs directly supported by European investment. Total European-related jobs are likely to be higher, because these figures do not include jobs created by trade flows, indirect employment effects through distributors or suppliers, or via non-equity arrangements such as strategic alliances, joint ventures, or other deals.



Sources of Greenfield Foreign Direct Investment (FDI)



10
Greenfield Projects
(July 2011 - June 2021)

Number of projects does not directly translate to value of projects or jobs added. Greenfield FDI is investment in new assets. Greenfield projects listed on the right hand side are Greenfield projects in the state from all countries.



Wyoming Goods Exports to Europe, 2020

\$40.3 m

Chemicals accounted for over 50% of Wyoming's exports to Europe in 2020.

Top European Export Markets, 2020

Country	Exports (\$ millions)
Belgium	11
Netherlands	8
Germany	4
Ireland	3
United Kingdom	3

Wyoming Goods Imports from Europe, 2020

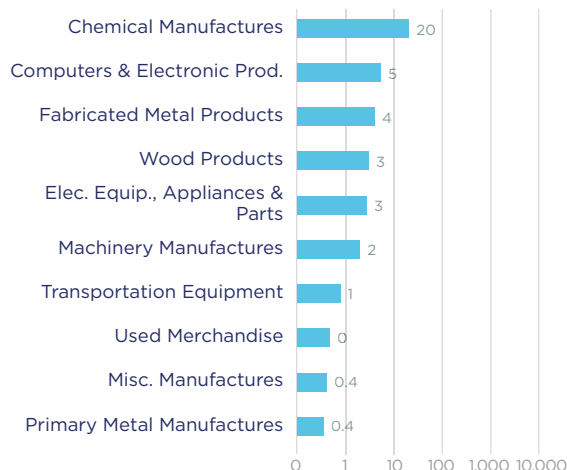
\$123.8 m

Machinery, electronics and fabricated metal products are Wyoming's top imports from Europe.

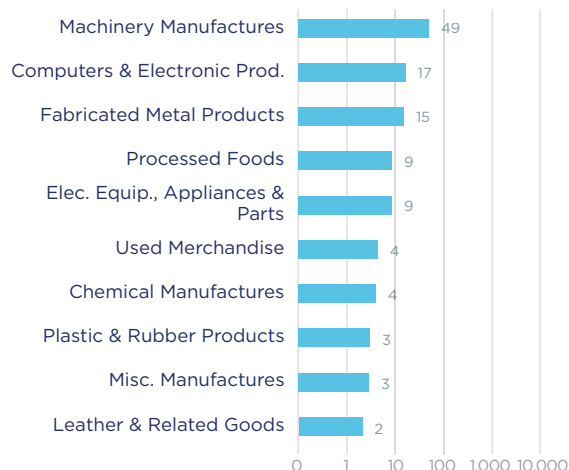
Top European Import Markets, 2020

Country	Imports (\$ millions)
Denmark	29
Turkey	20
Germany	20
Italy	14
Sweden	11

Top Ten Exports to Europe, 2020 (\$ millions)



Top Ten Imports from Europe, 2020 (\$ millions)



Sources: Bureau of Economic Analysis; U.S. Census Bureau; U.S. Department of Commerce; SelectUSA.