


West Virginia and Europe



14,800
Since 2012: -2,400 (-14.0%)



European companies account for **51%** of foreign affiliate jobs

Employment within West Virginia, 2019

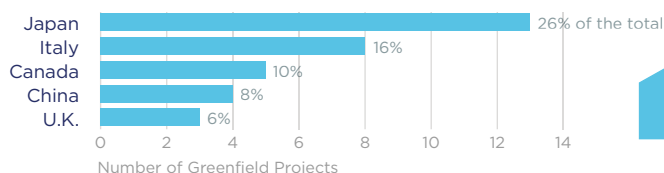
Country	Employment
Canada	5,100
Japan	3,900
France	3,200
United Kingdom	3,100
Netherlands	2,000

On a country basis, French companies operating in West Virginia represented 11% of total foreign affiliate employment in West Virginia, with French multinationals supporting approximately 1,800 more jobs in 2019 than in 2012.

Jobs directly supported by European investment. Total European-related jobs are likely to be higher, because these figures do not include jobs created by trade flows, indirect employment effects through distributors or suppliers, or via non-equity arrangements such as strategic alliances, joint ventures, or other deals.



Sources of Greenfield Foreign Direct Investment (FDI)



50
Greenfield Projects
(July 2011 - June 2021)

Number of projects does not directly translate to value of projects or jobs added. Greenfield FDI is investment in new assets. Greenfield projects listed on the right hand side are Greenfield projects in the state from all countries.



West Virginia Goods Exports to Europe, 2020

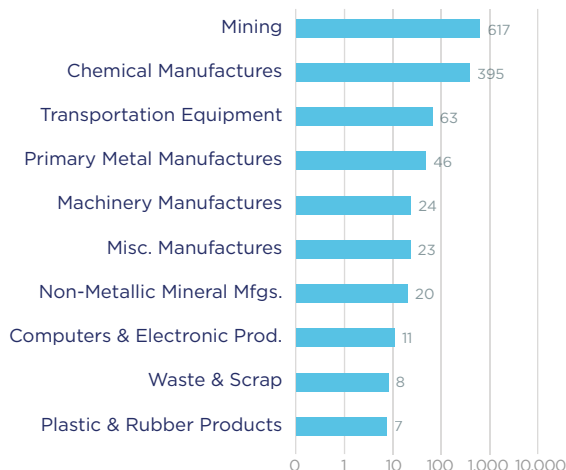
\$1.3 bn

Mining products such as minerals and ores accounted for 48% of exports to Europe in 2020.

Top European Export Markets, 2020

Country	Exports (\$ millions)
Ukraine	329
Netherlands	240
Belgium	191
Germany	160
Italy	78

Top Ten Exports to Europe, 2020 (\$ millions)



West Virginia Goods Imports from Europe, 2020

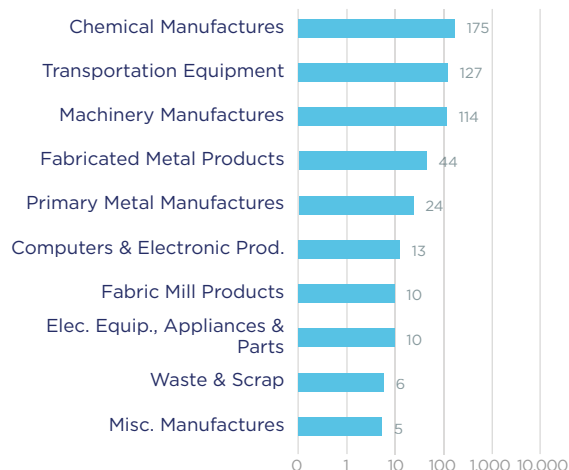
\$0.6 bn

Chemicals, transportation equipment and machinery are West Virginia's top imports from Europe.

Top European Import Markets, 2020

Country	Imports (\$ millions)
Germany	178
France	61
Belgium	52
Poland	48
Italy	44

Top Ten Imports from Europe, 2020 (\$ millions)



Sources: Bureau of Economic Analysis; U.S. Census Bureau; U.S. Department of Commerce; SelectUSA.