


Washington, District of Columbia (D.C.) and Europe



Jobs



19,300

Since 2012: -100 (-0.5%)



European companies account for **79%** of foreign affiliate jobs

Employment within D.C., 2019

Country	Employment
United Kingdom	8,000
Canada	2,200
Switzerland	2,000
Germany	1,700
Netherlands	1,700

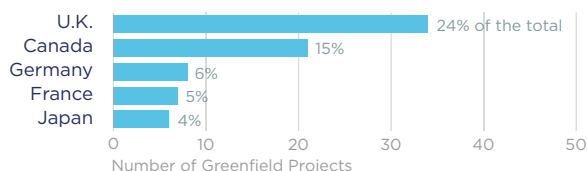
On a country basis, U.K. companies operating in Washington D.C. represented 33% of total foreign affiliate employment in DC, with U.K. multinationals supporting approximately 1,700 fewer jobs in 2019 than in 2012.

Jobs directly supported by European investment. Total European-related jobs are likely to be higher, because these figures do not include jobs created by trade flows, indirect employment effects through distributors or suppliers, or via non-equity arrangements such as strategic alliances, joint ventures, or other deals.



Investment

Sources of Greenfield Foreign Direct Investment (FDI)



141

Greenfield Projects (July 2011 - June 2021)

Number of projects does not directly translate to value of projects or jobs added. Greenfield FDI is investment in new assets. Greenfield projects listed on the right hand side are Greenfield projects in the state from all countries.



Trade

Washington, D.C. Goods Exports to Europe, 2020 Washington, D.C. Goods Imports from Europe, 2020

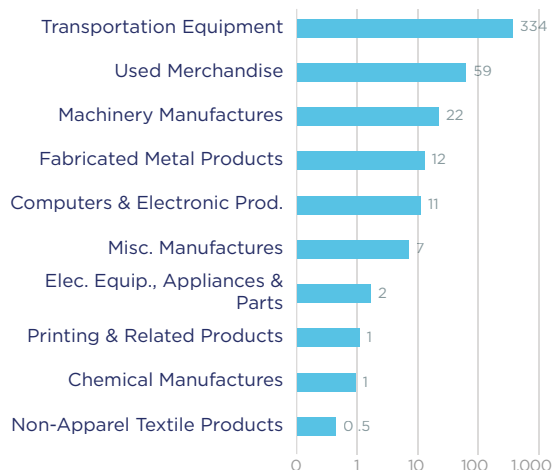
\$742.8 m

Transportation Equipment accounts for 45% of Washington, D.C.'s total exports to Europe.

Top European Export Markets, 2020

Country	Exports (\$ millions)
United Kingdom	602
France	29
Sweden	22
Germany	17
Norway	16

Top Ten Exports to Europe, 2020 (\$ millions)



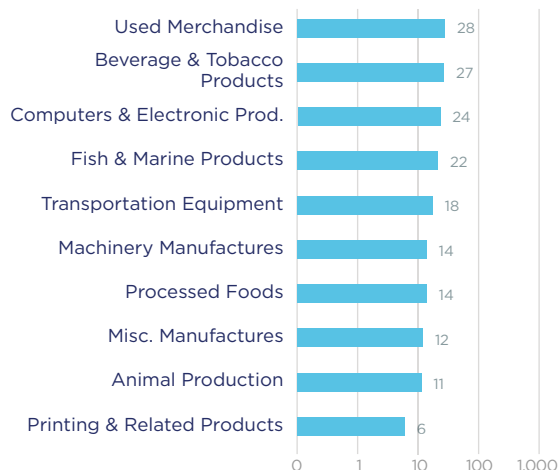
\$217.3 m

Washington D.C.'s top imports from Europe are used merchandise, beverage & tobacco products, and computers & electronic products.

Top European Import Markets, 2020

Country	Imports (\$ millions)
Germany	62
France	50
United Kingdom	29
Italy	16
Denmark	12

Top Ten Imports from Europe, 2020 (\$ millions)



*Exports of "special classification provisions" of \$292 billion excluded from chart. Sources: Bureau of Economic Analysis; U.S. Census Bureau; U.S. Department of Commerce; SelectUSA.