

## Virginia and Europe



**156,100**  
Since 2012: +36,700  
(+30.7%)



European companies account for **74%** of foreign affiliate jobs

### Employment within Virginia, 2019

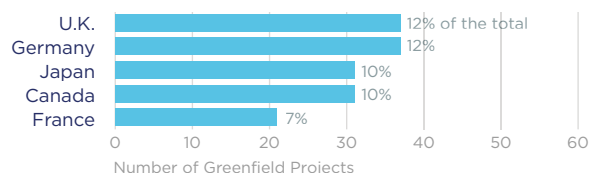
Country	Employment
United Kingdom	39,600
Netherlands	31,400
Germany	23,100
France	20,100
Canada	16,800

On a country basis, U.K. companies operating in Virginia represented 19% of total foreign affiliate employment in Virginia, with U.K. multinationals supporting approximately 15,500 more jobs in 2019 than in 2012.

Jobs directly supported by European investment. Total European-related jobs are likely to be higher, because these figures do not include jobs created by trade flows, indirect employment effects through distributors or suppliers, or via non-equity arrangements such as strategic alliances, joint ventures, or other deals.



### Sources of Greenfield Foreign Direct Investment (FDI)



**306**  
Greenfield Projects  
(July 2011 - June 2021)

Number of projects does not directly translate to value of projects or jobs added. Greenfield FDI is investment in new assets. Greenfield projects listed on the right hand side are Greenfield projects in the state from all countries.



### Virginia Goods Exports to Europe, 2020

**\$4.3 bn**

Top exports include minerals & ores, chemicals, and transportation equipment.

#### Top European Export Markets, 2020

Country	Exports (\$ millions)
United Kingdom	697
Germany	632
Netherlands	517
Belgium	512
France	353

### Virginia Goods Imports from Europe, 2020

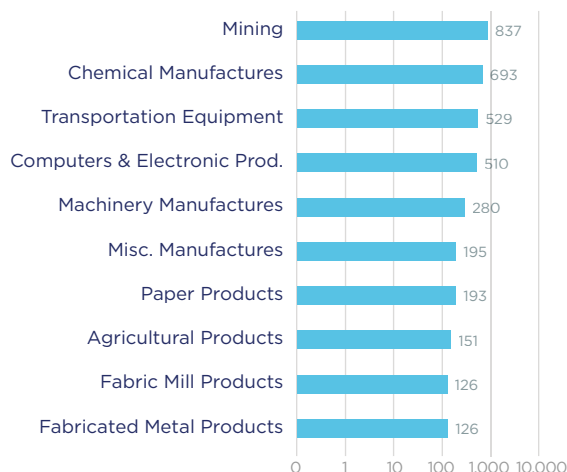
**\$8.3 bn**

Machinery is the largest import from Europe, followed by transportation equipment, chemicals, and computers.

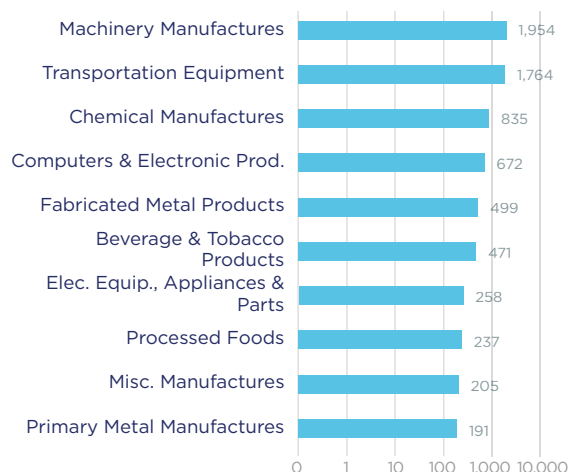
#### Top European Import Markets, 2020

Country	Imports (\$ millions)
Germany	2,178
United Kingdom	987
France	914
Italy	788
Austria	729

#### Top Ten Exports to Europe, 2020 (\$ millions)



#### Top Ten Imports from Europe, 2020 (\$ millions)



Sources: Bureau of Economic Analysis; U.S. Census Bureau; U.S. Department of Commerce; SelectUSA.