


Utah and Europe



Employment within Utah, 2019

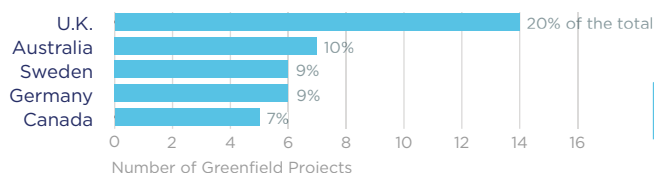
Country	Employment
United Kingdom	10,400
France	6,800
Germany	6,100
Switzerland	3,900
Canada	3,400

On a country basis, U.K. companies operating in Utah represented 19% of total foreign affiliate employment in Utah, with U.K. multinationals supporting approximately 3,200 more jobs in 2019 than in 2012.

Jobs directly supported by European investment. Total European-related jobs are likely to be higher, because these figures do not include jobs created by trade flows, indirect employment effects through distributors or suppliers, or via non-equity arrangements such as strategic alliances, joint ventures, or other deals.



Sources of Greenfield Foreign Direct Investment (FDI)



Number of projects does not directly translate to value of projects or jobs added. Greenfield FDI is investment in new assets. Greenfield projects listed on the right hand side are Greenfield projects in the state from all countries.



Utah Goods Exports to Europe, 2020

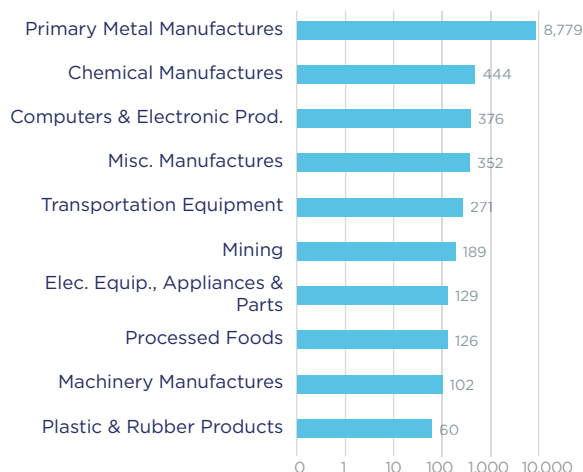
\$11.0 bn

Primary metals dominate the state's exports to Europe, representing over 80% of Utah's total exports.

Top European Export Markets, 2020

Country	Exports (\$ millions)
United Kingdom	8,906
Netherlands	517
Germany	370
France	221
Belgium	198

Top Ten Exports to Europe, 2020 (\$ millions)



Utah Goods Imports from Europe, 2020

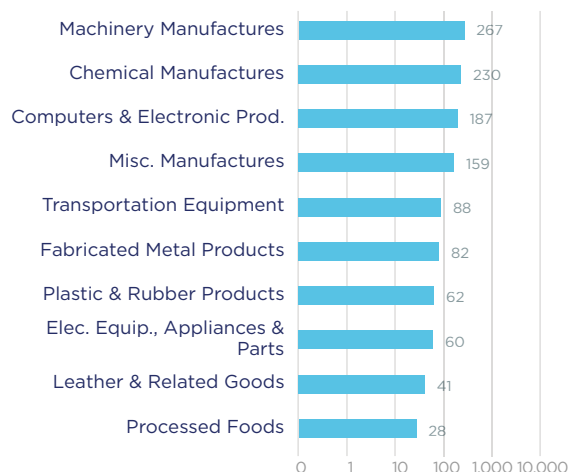
\$1.4 bn

Imports are much more diversified than exports. Machinery, chemicals and computers & electronic products are the state's top imports from Europe.

Top European Import Markets, 2020

Country	Imports (\$ millions)
Germany	289
France	142
United Kingdom	127
Netherlands	117
Italy	107

Top Ten Imports from Europe, 2020 (\$ millions)



Sources: Bureau of Economic Analysis; U.S. Census Bureau; U.S. Department of Commerce; SelectUSA.