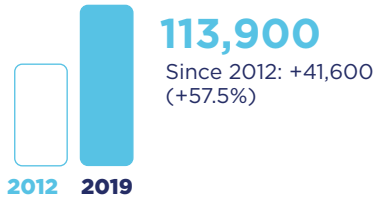


Tennessee and Europe

Jobs



Employment within Tennessee, 2019

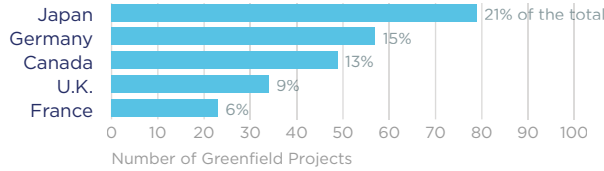
Country	Employment
Japan	47,500
United Kingdom	25,400
Germany	21,800
France	19,500
Canada	16,600

On a country basis, U.K. companies operating in Tennessee represented 12% of total foreign affiliate employment in Tennessee, with U.K. multinationals supporting approximately 8,100 more jobs in 2019 than in 2012.

Jobs directly supported by European investment. Total European-related jobs are likely to be higher, because these figures do not include jobs created by trade flows, indirect employment effects through distributors or suppliers, or via non-equity arrangements such as strategic alliances, joint ventures, or other deals.

Investment

Sources of Greenfield Foreign Direct Investment (FDI)



Number of projects does not directly translate to value of projects or jobs added. Greenfield FDI is investment in new assets. Greenfield projects listed on the right hand side are Greenfield projects in the state from all countries.

Trade

Tennessee Goods Exports to Europe, 2020

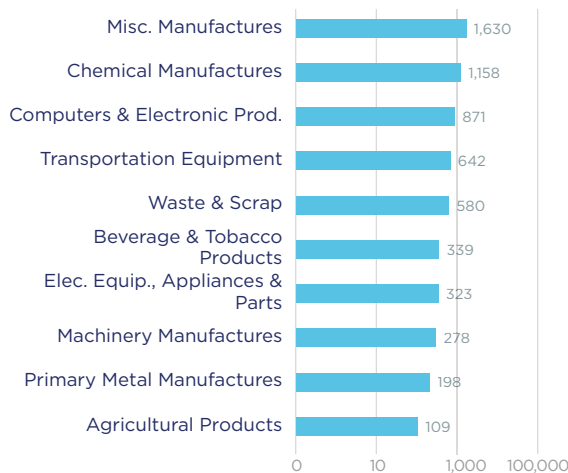
\$6.6 bn

Miscellaneous manufactured goods and chemicals are the largest export categories to Europe.

Top European Export Markets, 2020

Country	Exports (\$ millions)
Netherlands	1,515
Germany	1,274
Belgium	982
United Kingdom	611
Italy	604

Top Ten Exports to Europe, 2020 (\$ millions)



Tennessee Goods Imports from Europe, 2020

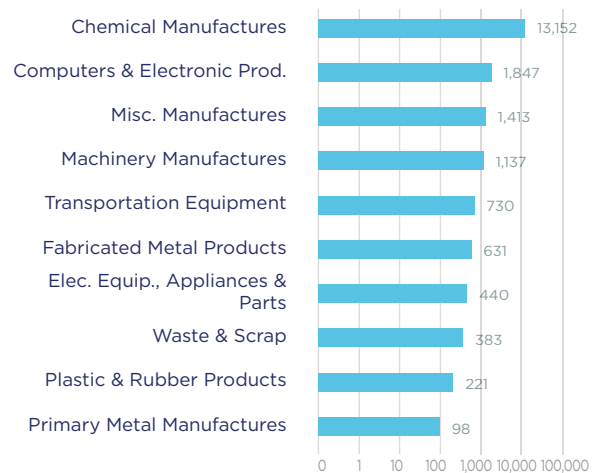
\$21.3 bn

Chemicals are the top imported good, comprising over 60% of the state's total imports from Europe.

Top European Import Markets, 2020

Country	Imports (\$ millions)
Ireland	7,687
Germany	3,655
United Kingdom	2,946
Italy	1,524
Switzerland	1,213

Top Ten Imports from Europe, 2020 (\$ millions)



Sources: Bureau of Economic Analysis; U.S. Census Bureau; U.S. Department of Commerce; SelectUSA.