

South Dakota and Europe



5,400
Since 2012: -700
(-11.5%)



European companies account for **38%** of foreign affiliate jobs

Employment within South Dakota, 2019

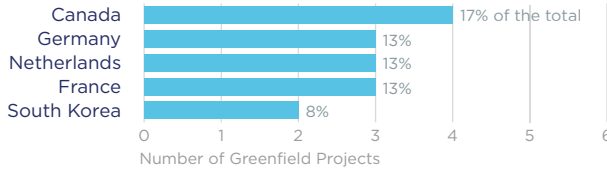
Country	Employment
Canada	3,100
United Kingdom	1,600
France	1,400
Germany	1,300
Japan	400

On a country basis, U.K. companies operating in South Dakota represented 11% of total foreign affiliate employment in South Dakota, with U.K. multinationals supporting approximately 400 fewer jobs in 2019 than in 2012.

Jobs directly supported by European investment. Total European-related jobs are likely to be higher, because these figures do not include jobs created by trade flows, indirect employment effects through distributors or suppliers, or via non-equity arrangements such as strategic alliances, joint ventures, or other deals.



Sources of Greenfield Foreign Direct Investment (FDI)



24
Greenfield Projects
(July 2011 - June 2021)

Number of projects does not directly translate to value of projects or jobs added. Greenfield FDI is investment in new assets. Greenfield projects listed on the right hand side are Greenfield projects in the state from all countries.



South Dakota Goods Exports to Europe, 2020

\$163.1 m

Machinery manufactures are the state's top export to Europe.

Top European Export Markets, 2020

Country	Exports (\$ millions)
Germany	39
Belgium	34
United Kingdom	21
Netherlands	15
Ireland	9

South Dakota Goods Imports from Europe, 2020

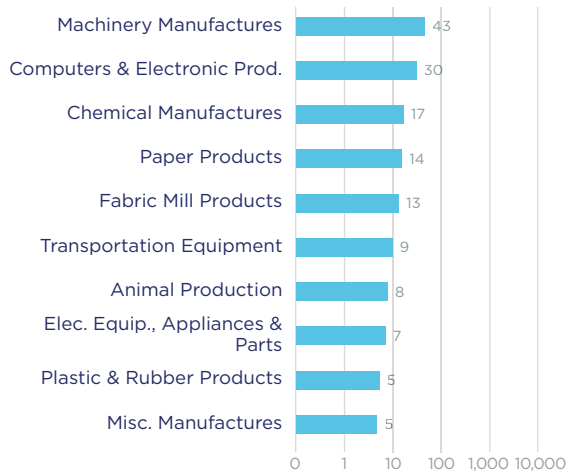
\$218.9 m

Imports are heavily concentrated, with machinery making up almost 50% of the state's total imports from Europe. The next largest import category was wood products.

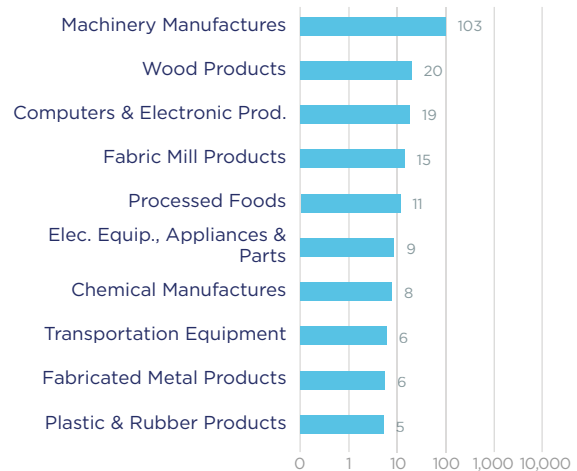
Top European Import Markets, 2020

Country	Imports (\$ millions)
Germany	58
Spain	33
Netherlands	19
Estonia	19
Italy	17

Top Ten Exports to Europe, 2020 (\$ millions)



Top Ten Imports from Europe, 2020 (\$ millions)



Sources: Bureau of Economic Analysis; U.S. Census Bureau; U.S. Department of Commerce; SelectUSA.