

South Carolina and Europe



Employment within South Carolina, 2019

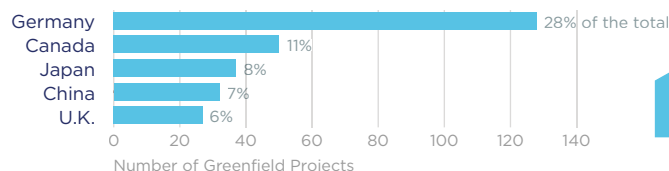
Country	Employment
Germany	36,000
France	23,300
Canada	20,300
Japan	16,000
United Kingdom	12,400

On a country basis, German companies operating in South Carolina represented 22% of total foreign affiliate employment in South Carolina, with German multinationals supporting approximately 13,800 more jobs in 2019 than in 2012.

Jobs directly supported by European investment. Total European-related jobs are likely to be higher, because these figures do not include jobs created by trade flows, indirect employment effects through distributors or suppliers, or via non-equity arrangements such as strategic alliances, joint ventures, or other deals.



Sources of Greenfield Foreign Direct Investment (FDI)



Number of projects does not directly translate to value of projects or jobs added. Greenfield FDI is investment in new assets. Greenfield projects listed on the right hand side are Greenfield projects in the state from all countries.



South Carolina Goods Exports to Europe, 2020

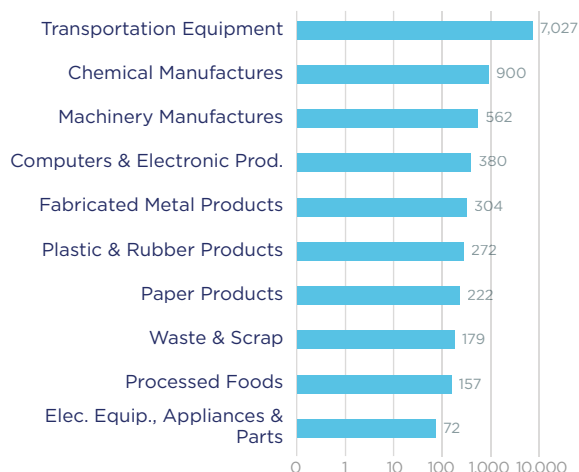
\$10.3 bn

68% of the state's exports consist of transportation equipment, reflecting the state's deep linkages with European auto manufacturers.

Top European Export Markets, 2020

Country	Exports (\$ millions)
Germany	4,081
Belgium	1,414
United Kingdom	1,372
Spain	757
France	575

Top Ten Exports to Europe, 2020 (\$ millions)



South Carolina Goods Imports from Europe, 2020

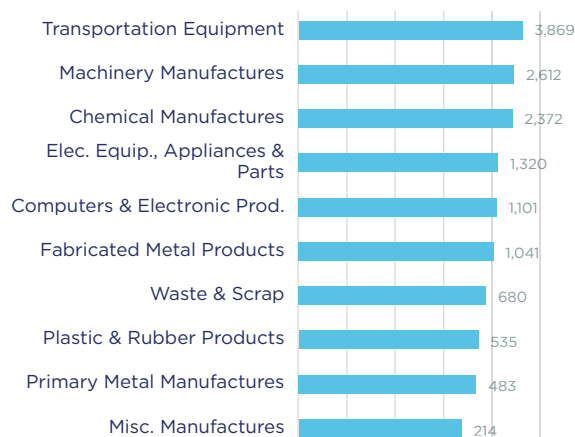
\$16.0 bn

Transportation equipment was also the top imported product from Europe, making up 24% of the state's total European imports.

Top European Import Markets, 2020

Country	Imports (\$ millions)
Germany	6,219
United Kingdom	1,546
Austria	938
France	736
Hungary	688

Top Ten Imports from Europe, 2020 (\$ millions)



Sources: Bureau of Economic Analysis; U.S. Census Bureau; U.S. Department of Commerce; SelectUSA.