



Rhode Island and Europe



Jobs



2012 2019

22,100

Since 2012: -2,700 (-10.9%)



European companies account for **78%** of foreign affiliate jobs

Employment within Rhode Island, 2019

Country	Employment
France	4,800
United Kingdom	4,600
Netherlands	3,750
Canada	2,600
Japan	2,100

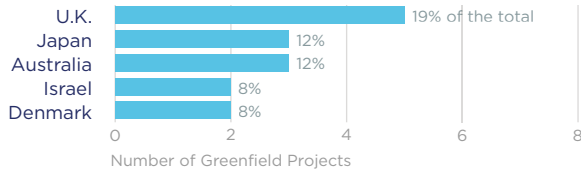
On a country basis, French companies operating in Rhode Island represented 17% of total foreign affiliate employment in Rhode Island, with French multinationals supporting approximately 1,900 more jobs in 2019 than in 2012. *Netherlands employment data suppressed to avoid disclosure of individual company data. Range of 2,500 - 4,999 employees given.

Jobs directly supported by European investment. Total European-related jobs are likely to be higher, because these figures do not include jobs created by trade flows, indirect employment effects through distributors or suppliers, or via non-equity arrangements such as strategic alliances, joint ventures, or other deals.



Investment

Sources of Greenfield Foreign Direct Investment (FDI)



26

Greenfield Projects (July 2011 - June 2021)

Number of projects does not directly translate to value of projects or jobs added. Greenfield FDI is investment in new assets. Greenfield projects listed on the right hand side are Greenfield projects in the state from all countries.



Trade

Rhode Island Goods Exports to Europe, 2020

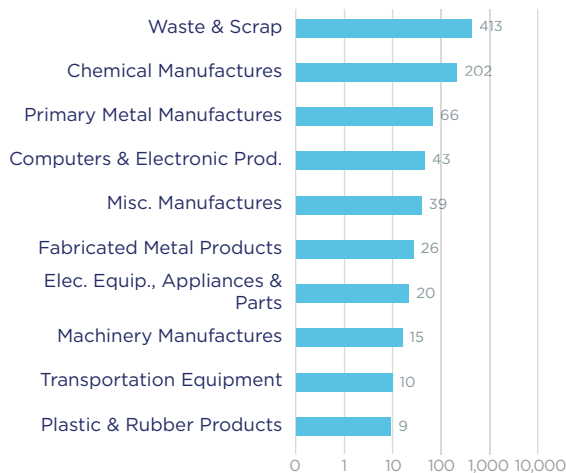
\$0.9 bn

Waste & scrap account for over 47% of exports to Europe.

Top European Export Markets, 2020

Country	Exports (\$ millions)
Italy	256
Germany	154
Ireland	109
Turkey	88
United Kingdom	78

Top Ten Exports to Europe, 2020 (\$ millions)



Rhode Island Goods Imports from Europe, 2020

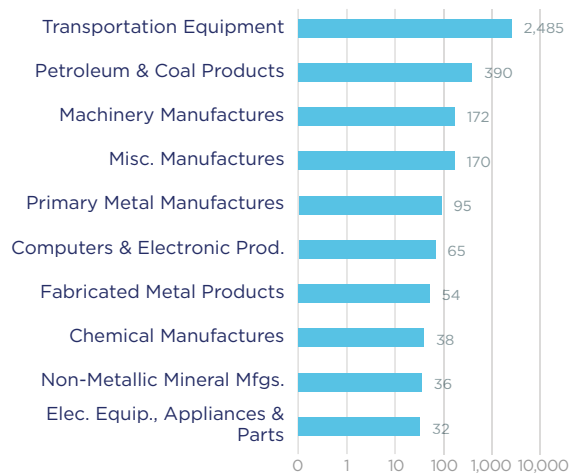
\$3.7 bn

The top imported product from Europe is transportation equipment, which represents 68% of the state's total European imports.

Top European Import Markets, 2020

Country	Imports (\$ millions)
Germany	1,524
Slovakia	749
United Kingdom	244
Hungary	221
Netherlands	219

Top Ten Imports from Europe, 2020 (\$ millions)



Sources: Bureau of Economic Analysis; U.S. Census Bureau; U.S. Department of Commerce; SelectUSA.