


Oklahoma and Europe

Jobs



Employment within Oklahoma, 2019

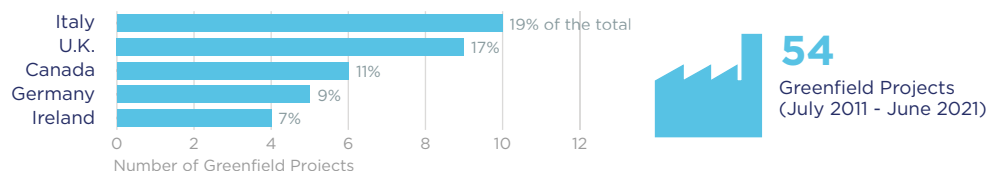
Country	Employment
United Kingdom	9,800
France	9,000
Canada	7,000
Japan	4,200
Switzerland	4,000

On a country basis, U.K. companies operating in Oklahoma represented 17% of total foreign affiliate employment in Oklahoma, with U.K. multinationals supporting approximately 1,600 more jobs in 2019 than in 2012.

Jobs directly supported by European investment. Total European-related jobs are likely to be higher, because these figures do not include jobs created by trade flows, indirect employment effects through distributors or suppliers, or via non-equity arrangements such as strategic alliances, joint ventures, or other deals.

Investment

Sources of Greenfield Foreign Direct Investment (FDI)



Number of projects does not directly translate to value of projects or jobs added. Greenfield FDI is investment in new assets. Greenfield projects listed on the right hand side are Greenfield projects in the state from all countries.

Trade

Oklahoma Goods Exports to Europe, 2020

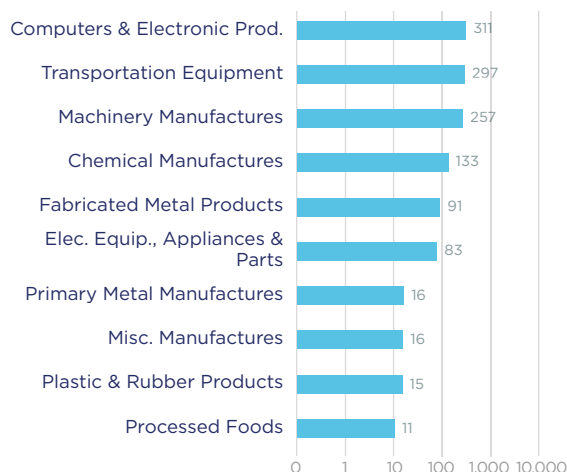
\$1.3 bn

The top exports to Europe from Oklahoma include electronic products, transportation equipment and machinery.

Top European Export Markets, 2020

Country	Exports (\$ millions)
Germany	463
Netherlands	228
United Kingdom	127
Ireland	68
Spain	68

Top Ten Exports to Europe, 2020 (\$ millions)



Oklahoma Goods Imports from Europe, 2020

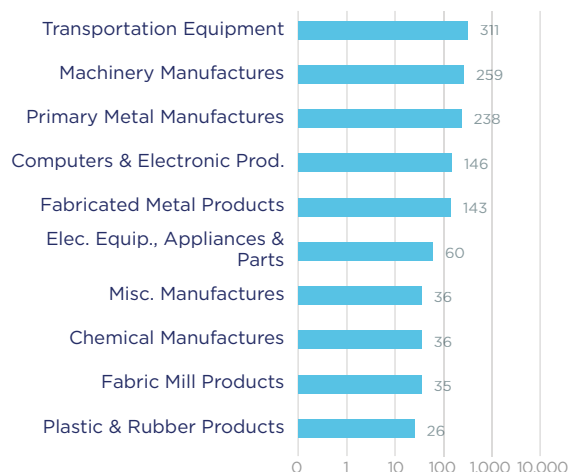
\$1.5 bn

Transportation equipment and machinery manufactures are the top products imported from Europe.

Top European Import Markets, 2020

Country	Imports (\$ millions)
Germany	469
United Kingdom	206
France	154
Switzerland	129
Italy	121

Top Ten Imports from Europe, 2020 (\$ millions)



Sources: Bureau of Economic Analysis; Foreign Trade Division, U.S. Census Bureau; U.S. Department of Commerce; SelectUSA.