

## North Dakota and Europe



**5,600**  
Since 2012: -1,600 (-22.2%)



European companies account for **37%** of foreign affiliate jobs

### Employment within North Dakota, 2019

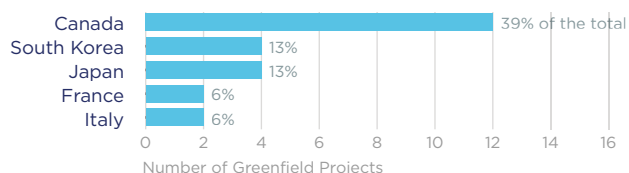
Country	Employment
Canada	2,500
United Kingdom	1,900
Netherlands	900
France	900
Japan	900

On a country basis, U.K. companies operating in North Dakota represented 13% of total foreign affiliate employment in North Dakota, with U.K. multinationals supporting approximately 400 more jobs in 2019 than in 2012.

Jobs directly supported by European investment. Total European-related jobs are likely to be higher, because these figures do not include jobs created by trade flows, indirect employment effects through distributors or suppliers, or via non-equity arrangements such as strategic alliances, joint ventures, or other deals.



### Sources of Greenfield Foreign Direct Investment (FDI)



**31**  
Greenfield Projects (July 2011 - June 2021)

Number of projects does not directly translate to value of projects or jobs added. Greenfield FDI is investment in new assets. Greenfield projects listed on the right hand side are Greenfield projects in the state from all countries.



### North Dakota Goods Exports to Europe, 2020

**\$209.2 m**

30% of the state's exports to Europe consist of machinery manufactures.

#### Top European Export Markets, 2020

Country	Exports (\$ millions)
Germany	61
United Kingdom	17
Czech Republic	17
France	14
Russia	13

### North Dakota Goods Imports from Europe, 2020

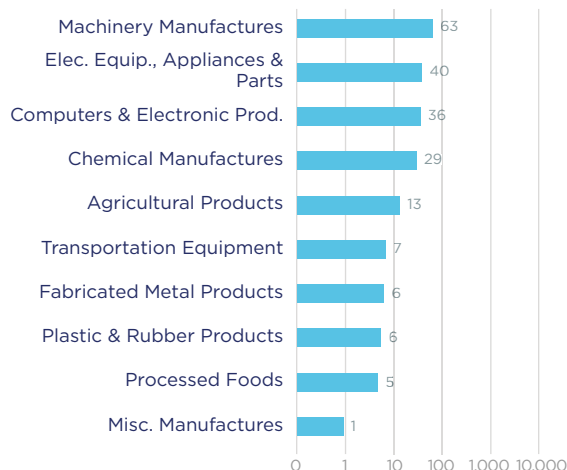
**\$333.6 m**

Machinery is North Dakota's primary product import from Europe, representing about 58% of total imports.

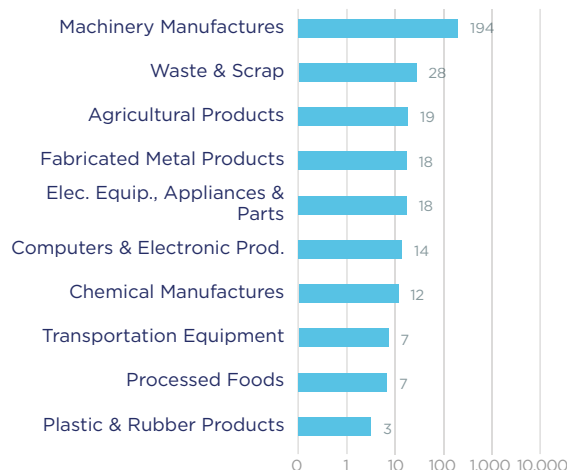
#### Top European Import Markets, 2020

Country	Imports (\$ millions)
Germany	117
France	43
Turkey	30
Italy	22
Bulgaria	18

#### Top Ten Exports to Europe, 2020 (\$ millions)



#### Top Ten Imports from Europe, 2020 (\$ millions)



Sources: Bureau of Economic Analysis; U.S. Census Bureau; U.S. Department of Commerce; SelectUSA.