

New York and Europe



Employment within New York, 2019

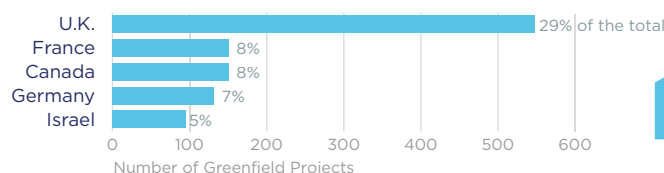
Country	Employment
United Kingdom	105,400
Canada	61,200
France	53,800
Germany	48,600
Japan	44,700

On a country basis, U.K. companies operating in New York represented 20% of total foreign affiliate employment in New York, with U.K. multinationals supporting approximately 16,500 more jobs in 2019 than in 2012.

Jobs directly supported by European investment. Total European-related jobs are likely to be higher, because these figures do not include jobs created by trade flows, indirect employment effects through distributors or suppliers, or via non-equity arrangements such as strategic alliances, joint ventures, or other deals.



Sources of Greenfield Foreign Direct Investment (FDI)



Number of projects does not directly translate to value of projects or jobs added. Greenfield FDI is investment in new assets. Greenfield projects listed on the right hand side are Greenfield projects in the state from all countries.



New York Goods Exports to Europe, 2020

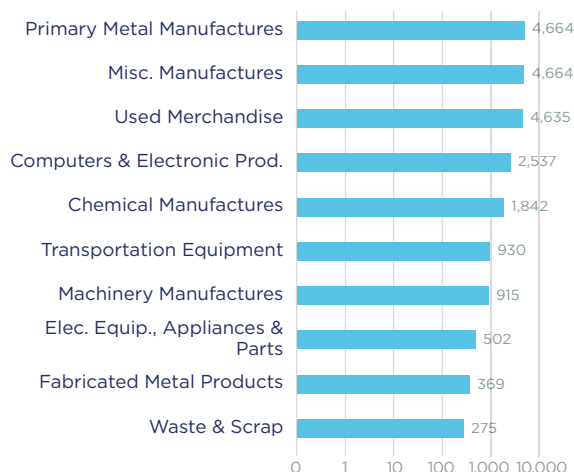
\$22.6 bn

Primary metal manufactures and miscellaneous merchandise were the top goods exports to Europe.

Top European Export Markets, 2020

Country	Exports (\$ millions)
Switzerland	6,450
United Kingdom	4,084
Germany	3,030
Belgium	2,064
France	1,892

Top Ten Exports to Europe, 2020 (\$ millions)



New York Goods Imports from Europe, 2020

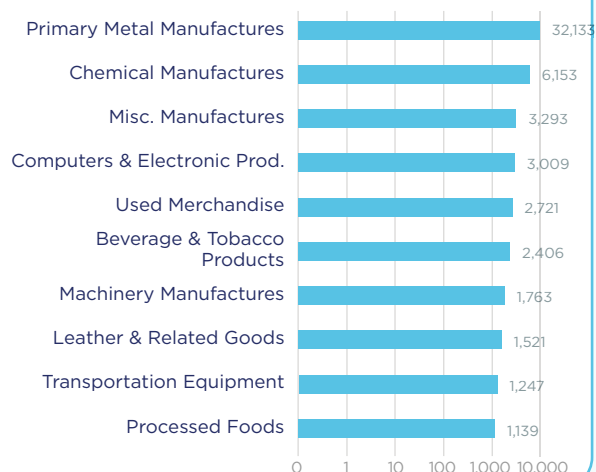
\$63.6 bn

New York's imports from Europe are relatively diverse. Primary metal manufactures and chemical products were the state's top imports from Europe in 2020.

Top European Import Markets, 2020

Country	Imports (\$ millions)
Switzerland	33,126
France	5,923
Italy	5,156
Germany	4,131
United Kingdom	4,040

Top Ten Imports from Europe, 2020 (\$ millions)



Sources: Bureau of Economic Analysis; U.S. Census Bureau; U.S. Department of Commerce; SelectUSA.