


New Hampshire and Europe



35,300
Since 2012: +7,100
(+25.2%)



European companies account for **71%** of foreign affiliate jobs

Employment within New Hampshire, 2019

Country	Employment
United Kingdom	13,100
Netherlands	7,500
Canada	6,500
Japan	5,100
France	4,400

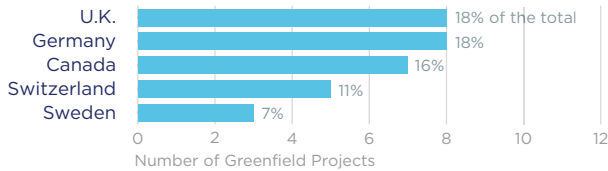
On a country basis, U.K. companies operating in New Hampshire represented 26% of total foreign affiliate employment in New Hampshire, with U.K. multinationals supporting approximately 2,800 more jobs in 2019 than in 2012.

*Netherlands employment data suppressed to avoid disclosure of individual company data. Range of 5,000 to 9,999 employees given.

Jobs directly supported by European investment. Total European-related jobs are likely to be higher, because these figures do not include jobs created by trade flows, indirect employment effects through distributors or suppliers, or via non-equity arrangements such as strategic alliances, joint ventures, or other deals.



Sources of Greenfield Foreign Direct Investment (FDI)



44
Greenfield Projects
(July 2011 - June 2021)

Number of projects does not directly translate to value of projects or jobs added. Greenfield FDI is investment in new assets. Greenfield projects listed on the right hand side are Greenfield projects in the state from all countries.



New Hampshire Goods Exports to Europe, 2020

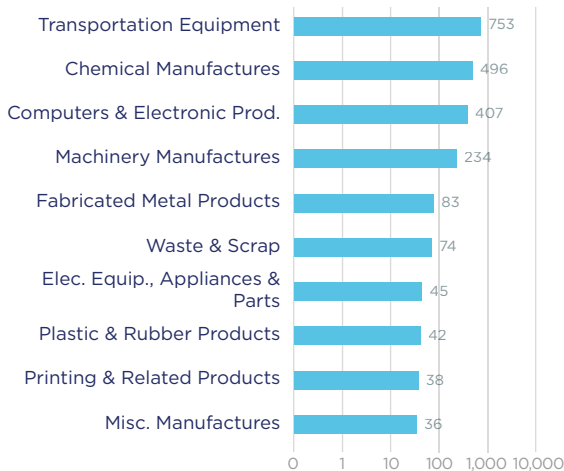
\$2.3 bn

Transportation equipment and chemicals were the top two exports to Europe from New Hampshire in 2020. Combined these two exports made up almost 55% of the state's total exports to Europe.

Top European Export Markets, 2020

Country	Exports (\$ millions)
Germany	751
Ireland	392
Netherlands	159
Norway	139
France	137

Top Ten Exports to Europe, 2020 (\$ millions)



New Hampshire Goods Imports from Europe, 2020

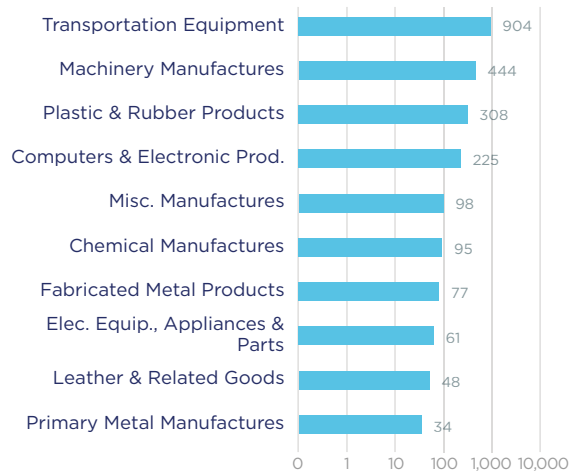
\$2.5 bn

Transportation equipment represented 36% of the state's total imports from Europe.

Top European Import Markets, 2020

Country	Imports (\$ millions)
Germany	549
Poland	469
Ireland	203
United Kingdom	193
Italy	188

Top Ten Imports from Europe, 2020 (\$ millions)



Sources: Bureau of Economic Analysis; U.S. Census Bureau; U.S. Department of Commerce; SelectUSA.