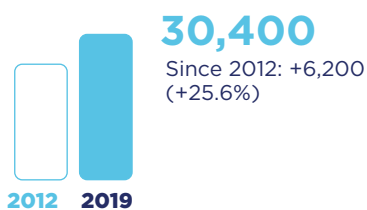


## Nevada and Europe



### Employment within Nevada, 2019

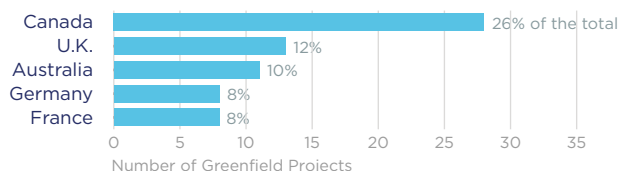
Country	Employment
Canada	10,300
United Kingdom	8,700
France	8,700
Japan	7,100
Germany	3,900

On a country basis, U.K. companies operating in Nevada represented 15% of total foreign affiliate employment in Nevada, with U.K. multinationals supporting approximately 3,200 more jobs in 2019 than in 2012.

Jobs directly supported by European investment. Total European-related jobs are likely to be higher, because these figures do not include jobs created by trade flows, indirect employment effects through distributors or suppliers, or via non-equity arrangements such as strategic alliances, joint ventures, or other deals.



### Sources of Greenfield Foreign Direct Investment (FDI)



Number of projects does not directly translate to value of projects or jobs added. Greenfield FDI is investment in new assets. Greenfield projects listed on the right hand side are Greenfield projects in the state from all countries.



### Nevada Goods Exports to Europe, 2020

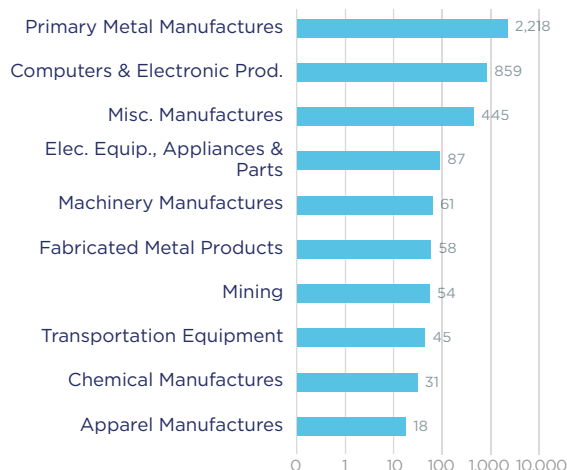
**\$3.9 bn**

Primary metal manufactures account for over half of Nevada's total exports to Europe.

#### Top European Export Markets, 2020

Country	Exports (\$ millions)
Switzerland	2,256
Germany	351
Netherlands	284
Hungary	280
Czech Republic	218

#### Top Ten Exports to Europe, 2020 (\$ millions)



### Nevada Goods Imports from Europe, 2020

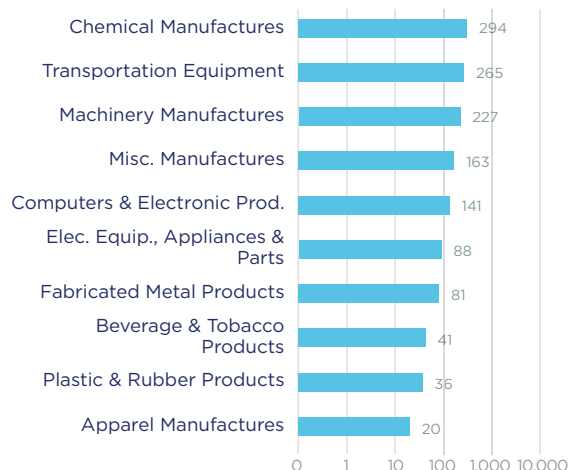
**\$1.5 bn**

Imports from Europe to Nevada are diverse, with top imports consisting of chemicals, transportation equipment and machinery.

#### Top European Import Markets, 2020

Country	Imports (\$ millions)
France	478
Germany	247
Switzerland	186
Italy	152
United Kingdom	92

#### Top Ten Imports from Europe, 2020 (\$ millions)



Sources: Bureau of Economic Analysis; U.S. Census Bureau; U.S. Department of Commerce; SelectUSA.